

THIS DRAWING AND SPECIFICATIONS, HEREIN, ARE THE PROPERTY OF INVENTEC CORPORATION AND SHALL NOT BE REPRODUCED, COPIED, OR USED IN WHOLE OR IN PART AS THE BASIS FOR THE MANUFACTURE OR SALE OF ITEMS WITHOUT WRITTEN PERMISSION, INVENTEC CORPORATION, 2009 ALL RIGHT RESERVED.

HSF Property: ROHS or Halogen-Free(5L3?)

DB BUILD QUANTITY LIST :

1310A2493104 10 PCS CR-SG + H-VRAM + GIGA LAN
1310A2493105 72 PCS CR-SG + S-VRAM + 10/100 LAN
1310A2493106 55 PCS CR-UMA + GIGA LAN
1310A2493201 137 PCS POWER /B
1310A2493601 137 PCS PICK BTN /B
1310A2493701 137 PCS USB /B

For DB build
SOUTH BRIDGE
HM75 QPEG Q0
BD82PPSM
P/N : 6019B0919101

MOTHER BOARD PCB
P/N : 6050A2493101

POWER BOARD PCB
P/N : 6050A2493201

USB BOARD PCB
P/N : 6050A2493601

TOUCHPAD BOARD PCB
P/N : 6050A2493701

HARVEY 14

CR / HR UMA / DIS

2011.09.27

HARVEY 14 ID LIST
HURON RIVER UMA : 0X1854
HURON RIVER DIS : 0X1855
CHIEF RIVER UMA : 0X1856
CHIEF RIVER DIS : 0X1857

SUB SYSTEM ID :
HP : 0X103C

BASE SCHEMATIC :
CR-SG + SAMSUNG VRAM + 10/100 LAN + 90W ADAPTER + SUPPORT 27MHZ GREEN CLK + USB2.0 CONN

GPU VRAM TYPE:

U5 , U6 , U7 , U8

SAMSUNG 1GB C-DIE
PN : 6019B0818601

R2 : NA
R3 : NA
R33 : NA
R61 : NA

HYNIX 1GB D-DIE
PN : 6019B0938301

R2 : MOUNT OR : 60130B0000ZT
R3 : NA
R33 : NA
R61 : NA

SAMSUNG 512KB

R2 : NA
R3 : MOUNT
R33 : NA
R61 : NA

HYNIX 512MB

R2 : MOUNT
R3 : MOUNT
R33 : NA
R61 : NA

DIS GREEN CLK SUPPORT 27MHZ

U9 SLG3NB300V P/N : 6019B0941101
C188 MOUNT 0.1UF : 6010A0036403
R126 MOUNT 10R : 60130B10000X
D4400 NA P/N : 6011A0026803

UMA GREEN CLK

U9 SLG3NB250V 6019B0934701
C188 NA
R126 NA
D4400 NA

DIS ADAPTER 90W

R802 MOUNT 100K : 60130B10402T
R769 NA

UMA ADAPTER 65W

R802 NA
R769 MOUNT 100K : 60130B10402T

USB 3.0 CONN

CN518 6012B0370301
C2405 MOUNT 0.1UF : 6010A0036403
C2406 MOUNT 0.1UF : 6010A0036403
D2400 NA >> ESD
L470 MOUNT P/N : 6014B0177901
L471 MOUNT P/N : 6014B0177901

USB 2.0 CONN

CN518 6012B0370102
C2405 NA
C2406 NA
D2400 NA >> ESD
L470 NA
L471 NA

BOARD ID	CR-UMA HR-UMA INTEL	CR-SG HR-SG SEYMOUR	CR-SG HR-SG THAMES
ID0-HI R960	0	1	0
ID1-HI R905	0	0	1
ID2-HI R902	0	0	0
ID3-HI R967	0	0	0
ID4-HI R899	0	0	0
ID5-HI R914	1	1	1
ID0-LO R961	1	0	1
ID1-LO R903	1	1	0
ID2-LO R904	1	1	1
ID3-LO R968	1	1	1
ID4-LO R900	1	1	1
ID5-LO R920	0	0	0

ID0 = GPIO40 RXXX = 10K : 60130B10302T
ID1 = GPIO41 0 : RXXX NA 1 : RXXX MOUNT
ID2 = GPIO42
ID3 = GPIO43
ID4 = GPIO9
ID5 = GPIO10

BOARD_ID5 ONLY FOR WEBCAN USE
FOR HD WEB CAM BOARD_ID5 PULL P3V3A
FOR VGA WEB CAM BOARD_ID5 PULL GND

M/B ID	DB	SI	PV	MV
R844	MOUNT	NA	MOUNT	NA
R824	MOUNT	MOUNT	NA	NA
R845	NA	MOUNT	NA	MOUNT
R828	NA	NA	MOUNT	MOUNT

RXXX = 10K : 60130B10302T NOV JAN MAR

RTL8161FH = 6019B0928101 (10/100/1000)
RTL8165EH = 6019B0928301 (10/100)

RTL8165EH(10/100) LDO MODE

R408 : MOUNT ----> CHOOSE LDO MODE OR : 60130B0000ZT
R407 : NA ----> CHOOSE SWITCHING MODE
R413 : NA
C404 : NA
C405 : NA
C406 : NA
C409 : NA
C411 : NA
C415 : NA
C417 : NA
C420 : NA
L400 : NA
U470 : NA

U502 : MOUNT 6016B0008101
U400 : MOUNT 6019B0928301 (10/100 LAN)

RTL8161FH(GIGA-LAN) SWITCHING MODE

R408 : NA ----> CHOOSE LDO MODE
R407 : MOUNT ----> CHOOSE SWITCHING MODE OR : 60130B10302T
R413 : MOUNT OR_0603 : 60130B000000Z
C404 : MOUNT 4.7UF : 6010B0009904
C405 : MOUNT 0.1UF : 6010A0036403
C406 : MOUNT 0.1UF : 6010A0036403
C409 : MOUNT 0.1UF : 6010A0036403
C411 : MOUNT 0.1UF : 6010A0036403
C415 : MOUNT 0.1UF : 6010A0036403
C417 : MOUNT 4.7UF : 6010B0009904
C420 : MOUNT 0.1UF : 6010A0036403
L400 : MOUNT P/N : 6014B0200401
U470 : MOUNT 6016B0010401
U502 : NA
U400 : MOUNT 6019B0928101 (GIGALAN)

PAD402 不開鋼板 RTC Rest
PAD4500 不開鋼板 SM_Vrer

PAD2 開
PAD4 開
PAD400 開
PAD4700 開
PAD500 開
PAD508 開
PAD6015 開
PAD6100 開
PAD6103 開
PAD6105 開
PAD6110 開
PAD6150 開
PAD6200 開
PAD6210 開
PAD6220 開
PAD6300 開
PAD6301 開
PAD6310 開
PAD6510 開
PAD6500 開
PAD6610 開
PAD6710 開
PAD6750 開
PAD6970 開
PAD9000 開
PAD9001 開
PAD9200 開

DATE	CHANGE NO.	REV
INVENTEC-2009.2.2010		X01

DRAWER	EE	DATE	POWER	DATE	INVENTEC				
DESIGN					MODEL,PROJECT,FUNCTION				
CHECK					HARVEY 14				
RESPONSIBLE									
SUB+				VER.	SIZE	CODE	DOCNUMBER	REV	
FILE NAME:					CS	1310xxxx-9-0			
PN	6050A2493101				SHEET	1	of 57		

www.vinafix.vn

Index

01	Project Name	26	PCH-1	51	SEYMOUR POWER
02	Page Index	27	PCH-2	52	SEYMOUR DP-POWER & LVDS
03	Block Diagram	28	PCH-3	53	SEYMOUR MEMORY INTERFACE
04	Power Procedure	29	PCH-4	54	VRAM DDR3
05	Charger	30	PCH-5	55	DGPU POWER EE
06	Battery Connector	31	PCH-6	56	DGPU POWER
07	P3V3A, P5V0A	32	PCH-7	57	USB, POWERBUTTON ,TP DB
08	P1V5	33	PCH-8		
09	P1V05S	34	PCH-9		
10	P1V8S	35	EC ITE8517E		
11	PVSA	36	KB & LED		
12	PVCORE-1	37	CRT		
13	PVCORE-2	38	LCD & WEBCAN		
14	PORT & EMI PART	39	HDMI		
15	P3V3S, P5V0S	40	SATA HDD& ODD		
16	GREEN CLK	41	LAN		
17	CPU -1	42	RJ-45 CONN		
18	CPU-2	43	CARD READER		
19	CPU-3	44	AUDIO CODEC		
20	CPU-4	45	HP & MIC JACK		
21	CPU-5	46	WLAN		
22	CPU-6	47	USB 3.0 CONN		
23	Thermal & Fan	48	SEYMOUR PCI-E INTERFACE		
24	DDR3-1	49	SEYMOUR CRT CLK THERMAL		
25	DDR3-2	50	SEYMOUR THERMAL SENSOR		

INVENTEC

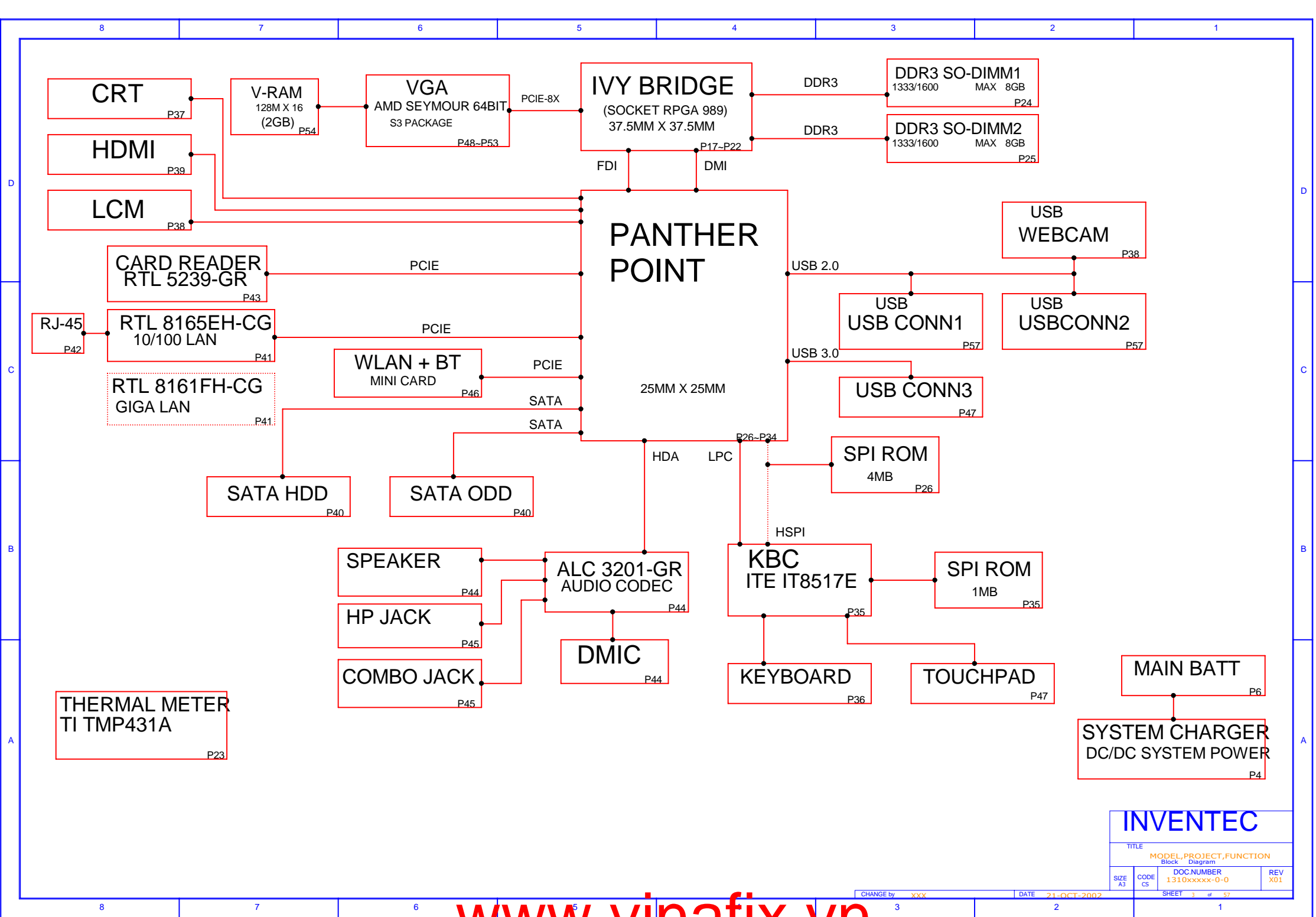
TITLE
MODEL,PROJECT,FUNCTION

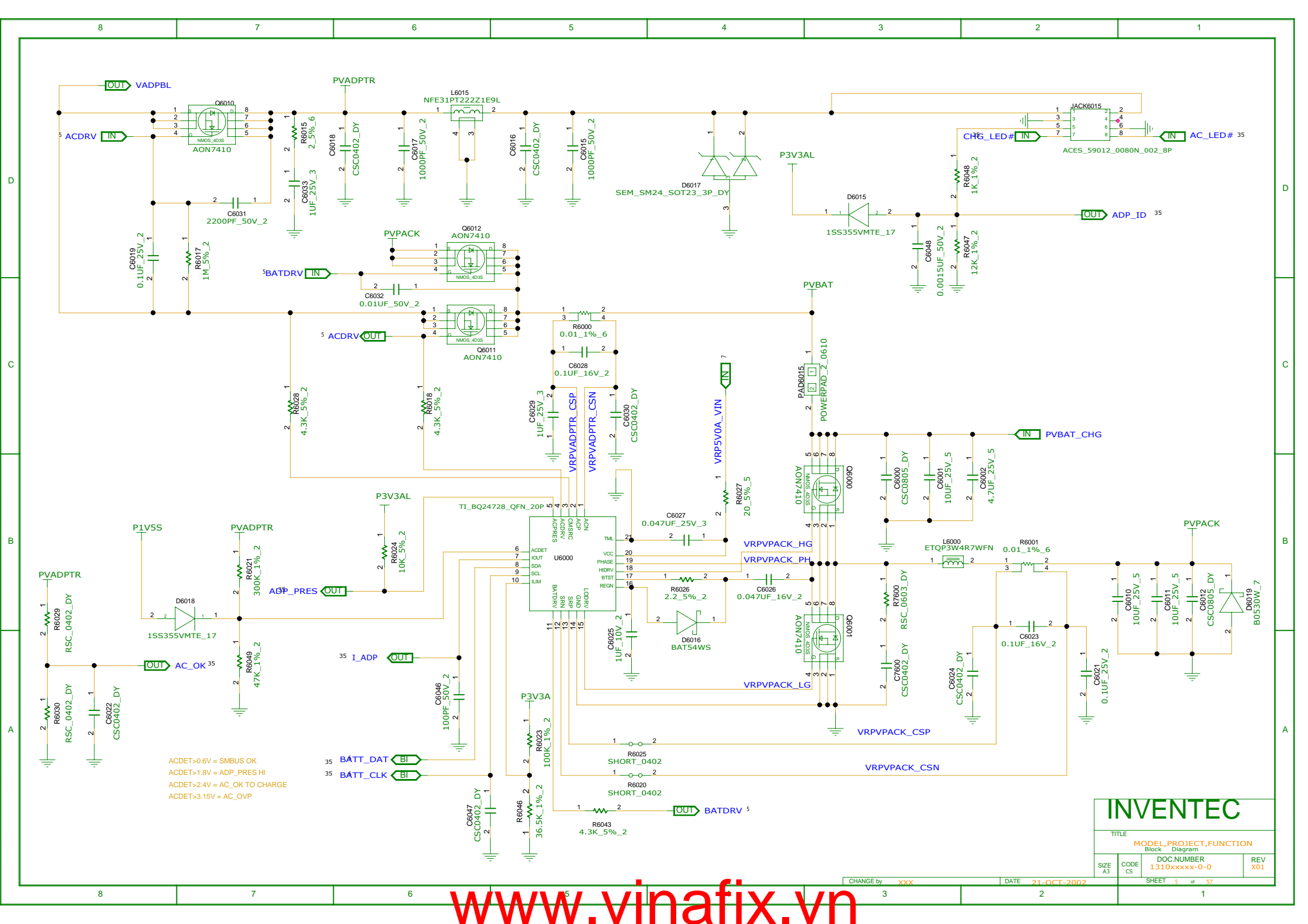
INDEX
DOC NUMBER
1310xxxxx-0-0

REV
X01
X01

CHANGE by XXX DATE 21-OCT-2002

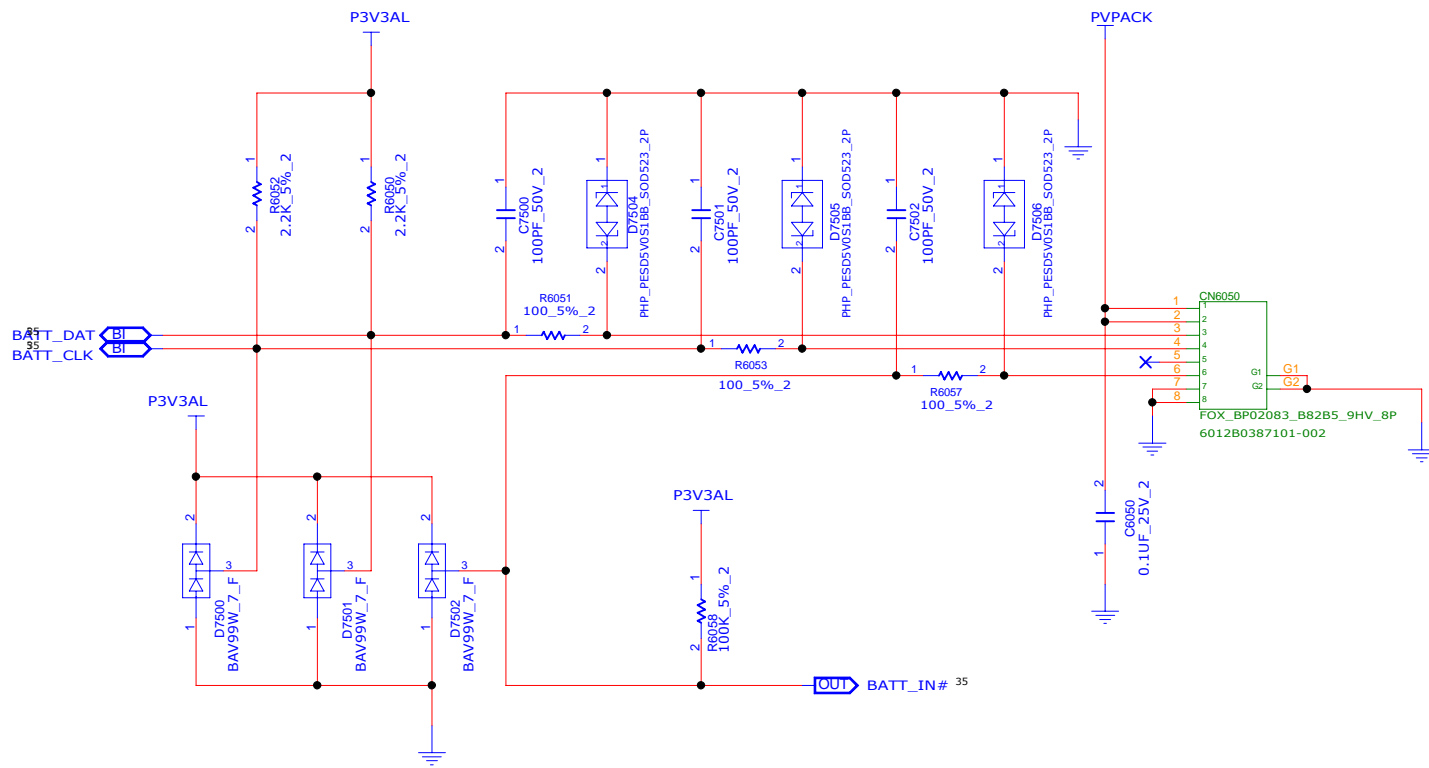
SHEET 2 of 57





ACDET>0.6V = SMBUS OK
ACDET>1.8V = ADP_PRES HI
ACDET>2.4V = AC_OK TO CHARGE
ACDET>3.15V = AC_OVP

INVENTEC			
TITLE			
MODEL,PROJECT,FUNCTION			
Block Diagram			
SIZE A3		DOC NUMBER	REV
CODE CS		1310xxxxx-0-0	X01
SHEET 5 of 57			



INVENTEC

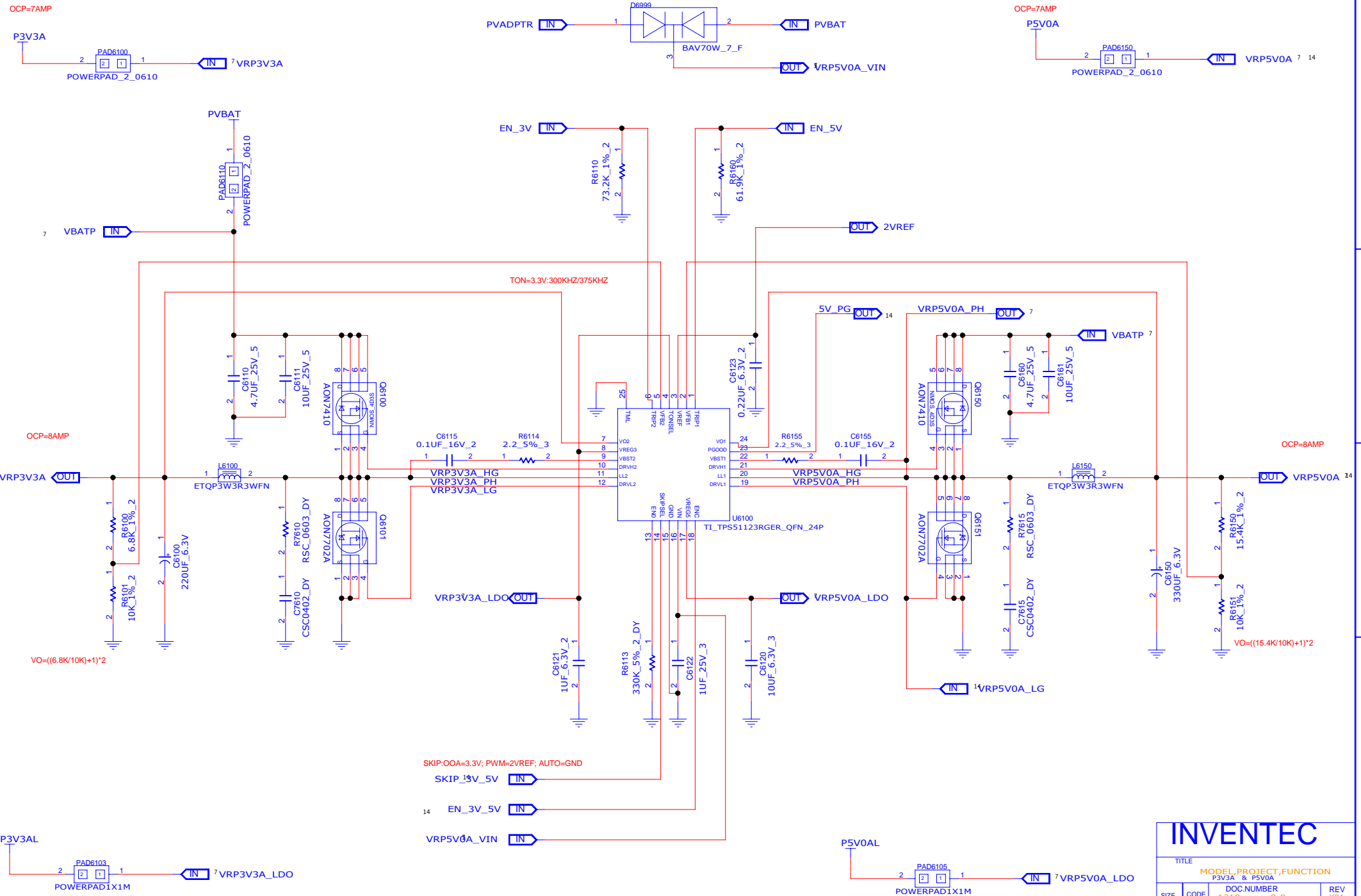
TITLE
MODEL PROJECT, FUNCTION
SELECTOR

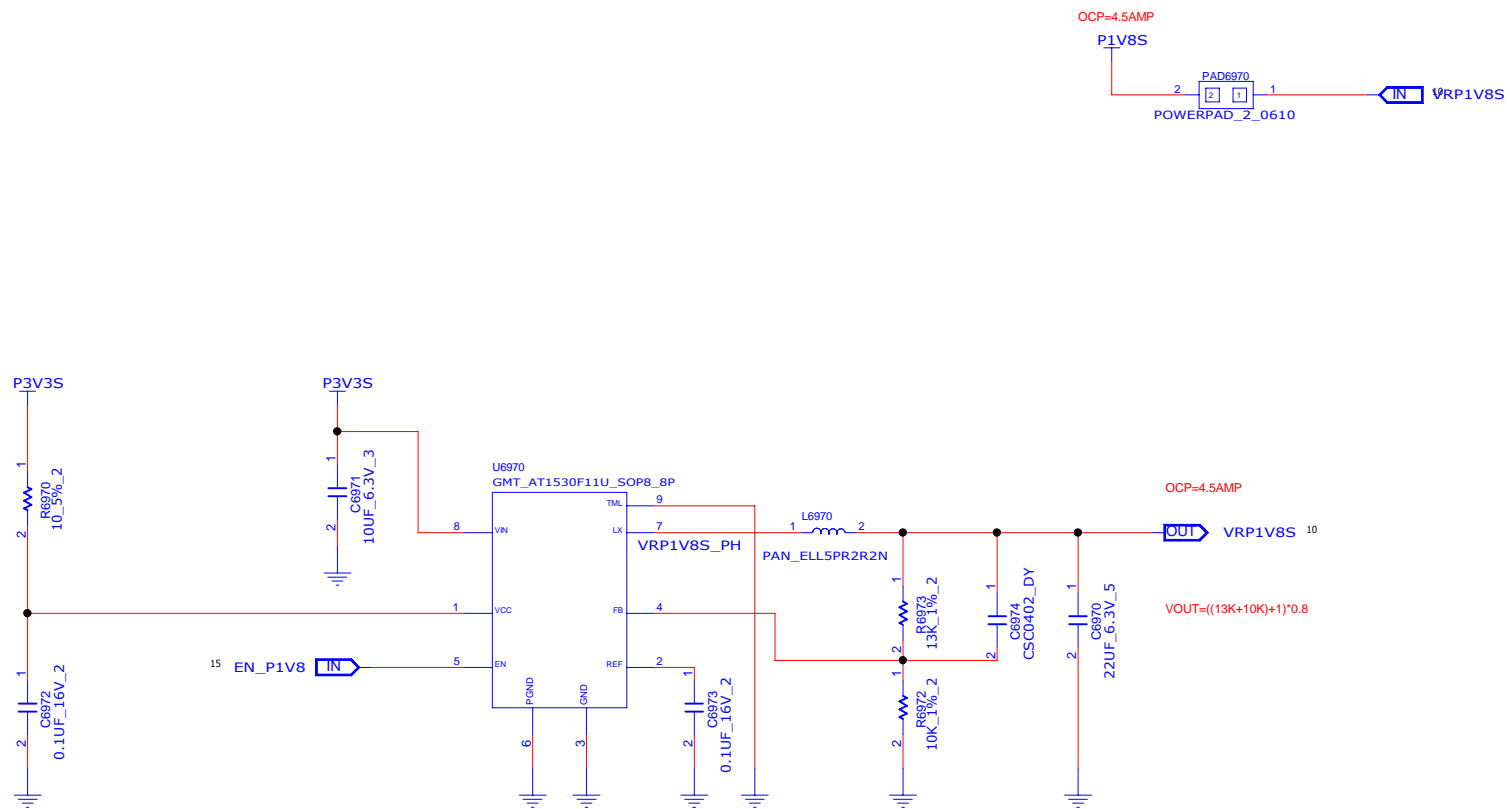
SIZE CODE DOC NUMBER REV
A3 CS 1310xxxxx-0-0 X01

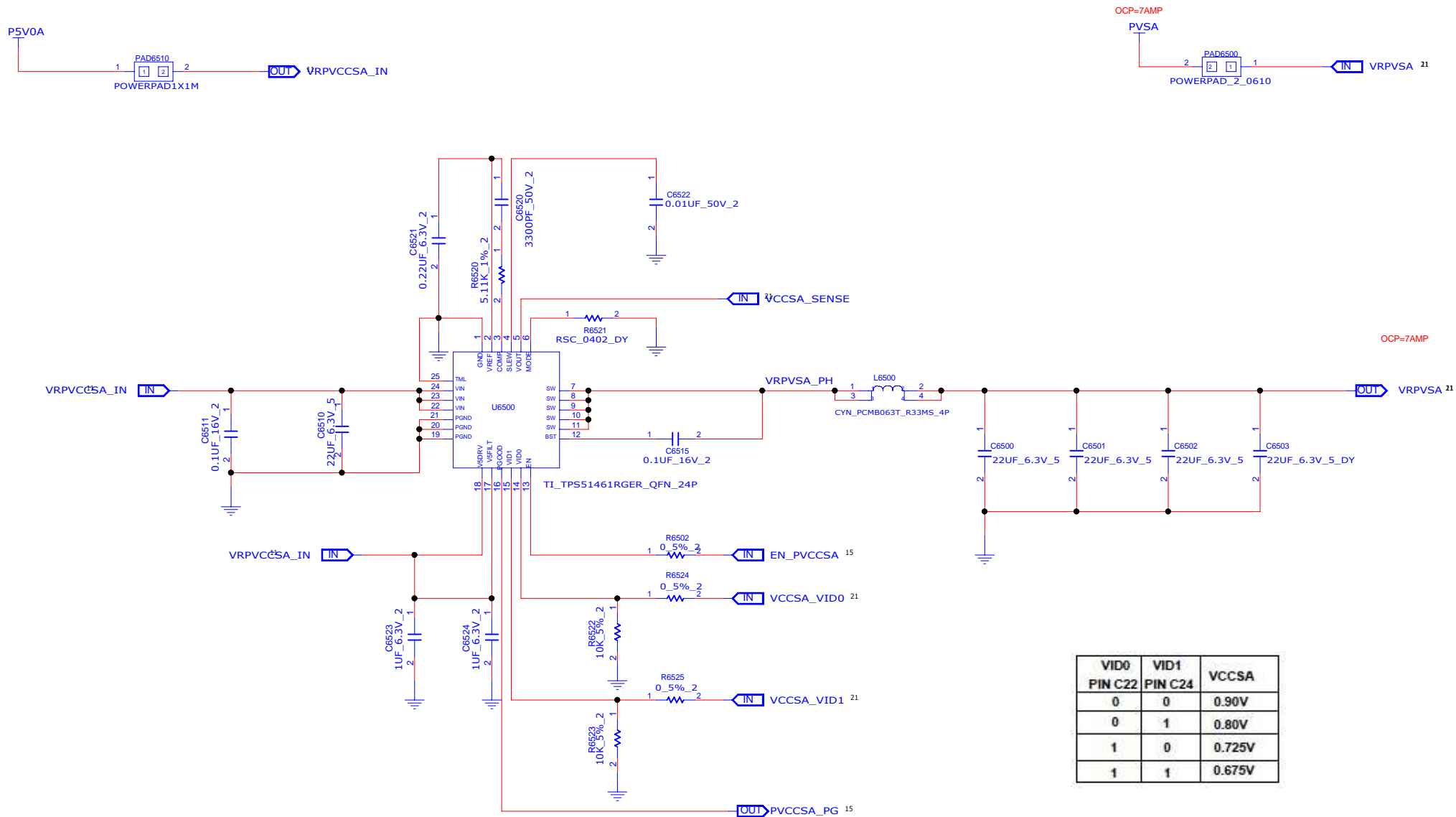
CHANGE by XXX DATE 21-OCT-2002

SHEET 6 of 57

www.vinafix.vn







VID0 PIN C22	VID1 PIN C24	VCCSA
0	0	0.90V
0	1	0.80V
1	0	0.725V
1	1	0.675V

INVENTEC

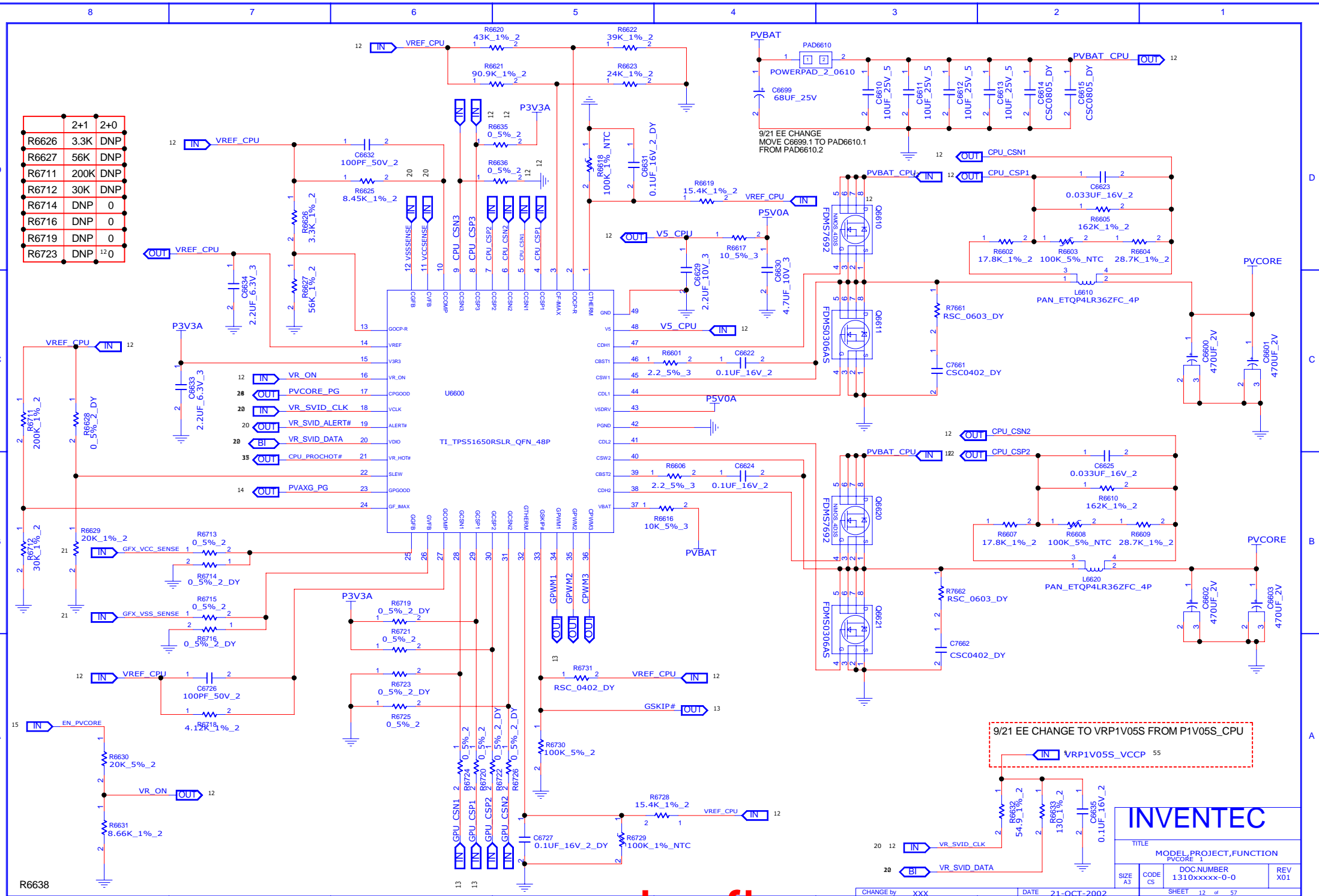
TITLE
MODEL,PROJECT,FUNCTION
PVSA

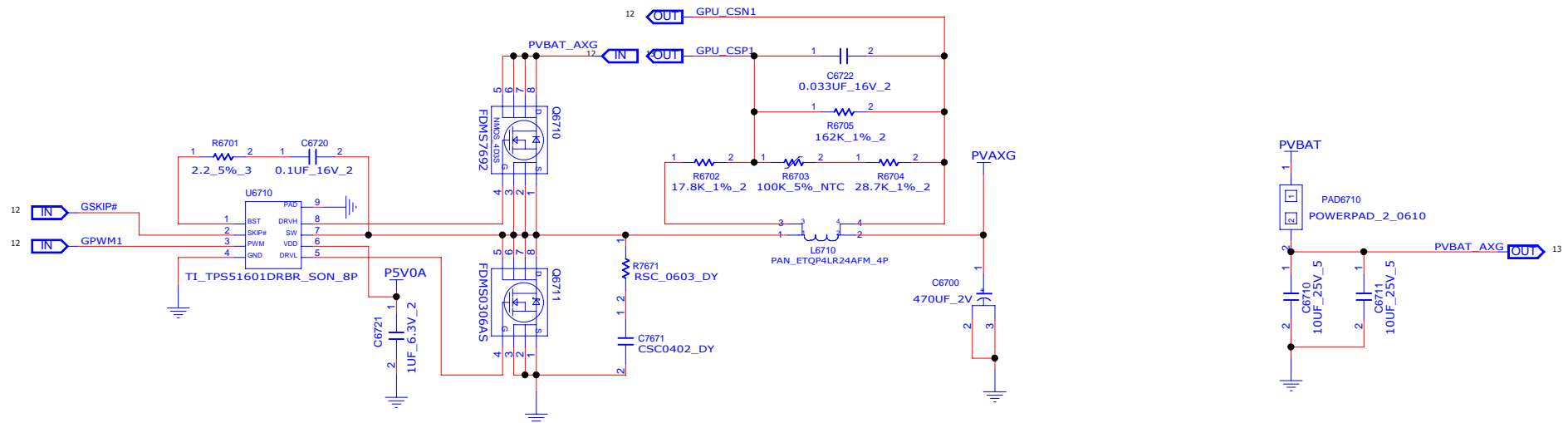
SIZE A3 CODE CS DOC NUMBER 1310xxxxx-0-0 REV X01

CHANGE by XXX DATE 21-OCT-2002

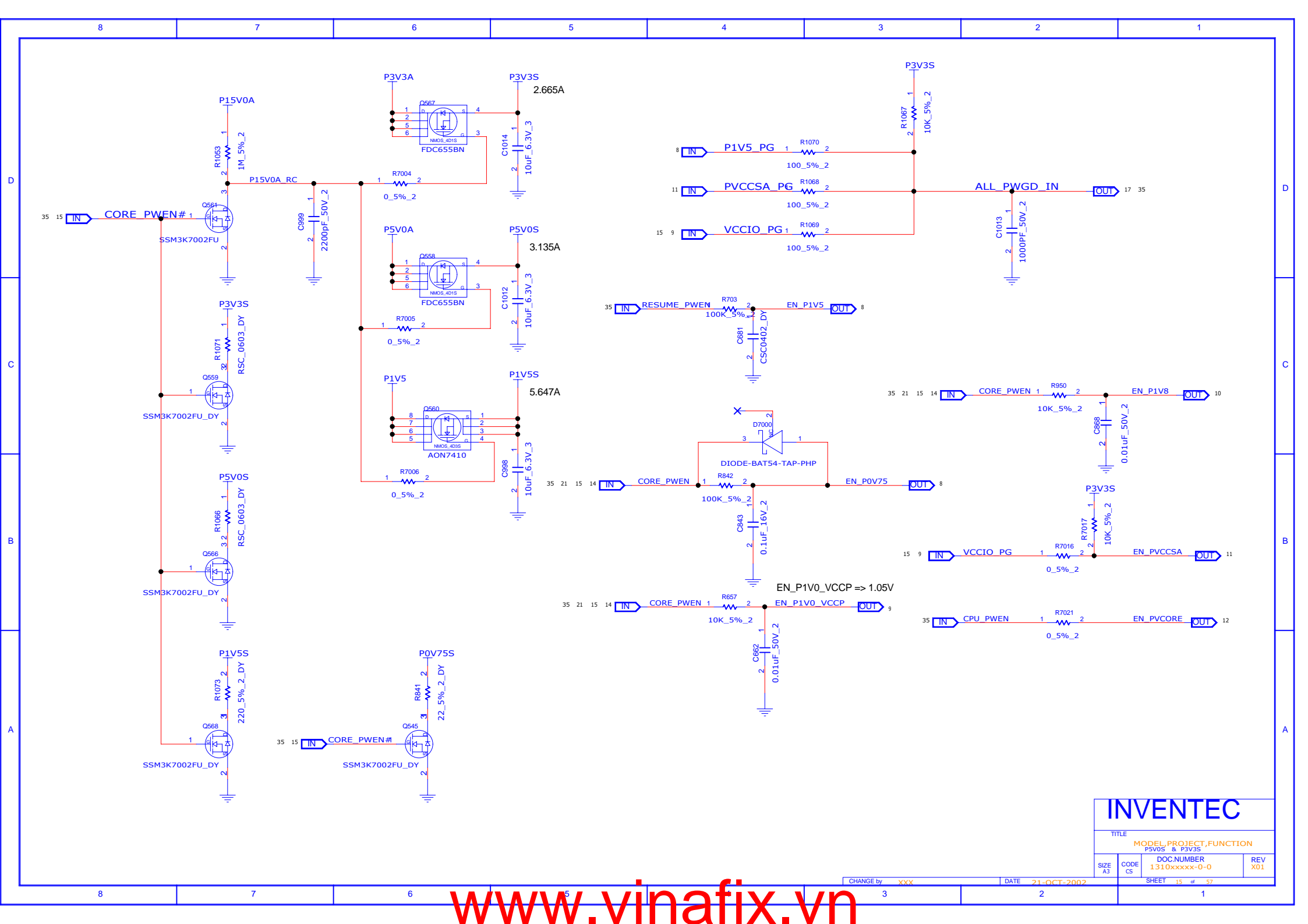
SHEET 11 of 57

	2+1	2+0
R6626	3.3K	DNP
R6627	56K	DNP
R6711	200K	DNP
R6712	30K	DNP
R6714	DNP	0
R6716	DNP	0
R6719	DNP	0
R6723	DNP	120





INVENTEC			
TITLE			
MODEL PROJECT,FUNCTION			
PVCORE_2			
SIZE	CODE	DOC NUMBER	REV
A3	CS	1310xxxxx-0-0	X01
SHEET 13 of 57			



INVENTEC

TITLE

MODEL PROJECT,FUNCTION

SIZE
A3

CODE
CS

DOC NUMBER
1310xxxxx-0-0

REV
X01

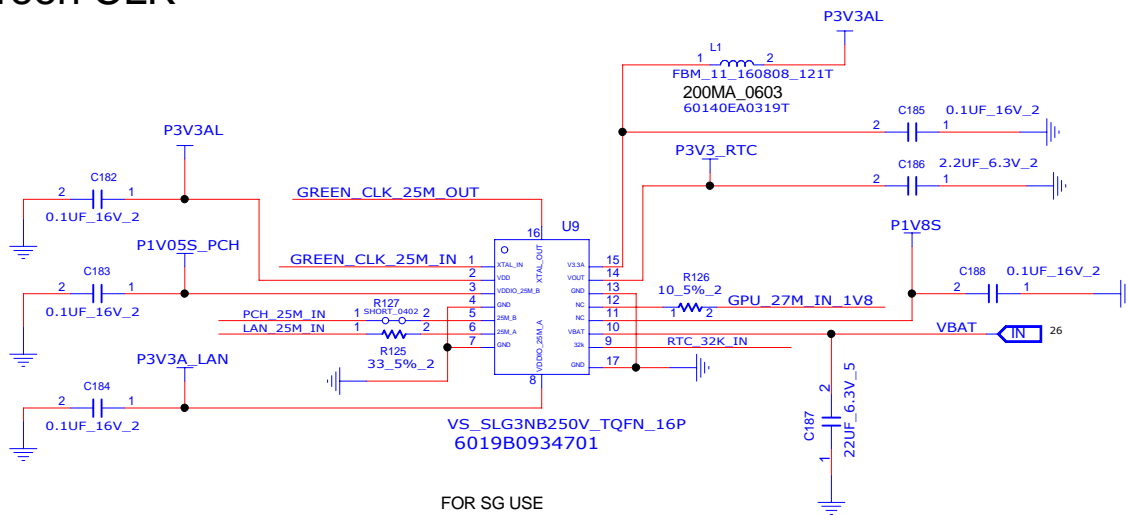
CHANGE by XXX

DATE 21-OCT-2002

SHEET 15 of 57

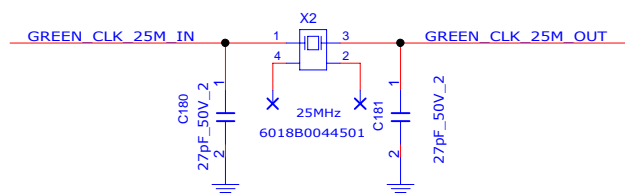
www.vinafix.vn

Green CLK



FOR SG USE
SLG3NB300V SUPPORT 27MHZ
P/N : 6019B0941101

FOR UMA USE
SLG3NB250V
P/N : 6019B0934701



FOR UMA
U9 : 6019B0934701
R126 : NA
C188 : NA

FOR SG
U9 : SLG3NB300V P/N APPLY
R126 : MOUNT
C188 : MOUNT

IF USE U9 (SLG3NB250V)

MOUNT	OPEN (PAGE26)	OPEN (PAGE41)
X2	D4400	X400
R1	X501	C402
L1	R958	C403
C180		
C181		
C182		
C183	OPEN (PAGE27)	OPEN (PAGE49)
C184	X503	X1
C185	R1041	R29
C186	C962	C35
C187	C965	C36
R906 (PAGE26)		
R912 (PAGE27)		
R414 (PAGE41)		
R120 (PAGE49)		

RTC_32K_IN OUT 26
GPU_27M_IN_1V8 OUT 49
PCH_25M_IN OUT 27
LAN_25M_IN OUT 41

TYPICAL RTC_32K_IN TRACE <= 6
MAX. LENGTH <= 24

TYPICAL GPU_27M_IN TRACE <= 8
MAX. LENGTH <= 12

TYPICAL LAN_25M_IN TRACE <= 8
MAX. LENGTH <= 12

TYPICAL LAN_25M_IN TRACE <= 8
MAX. LENGTH <= 12

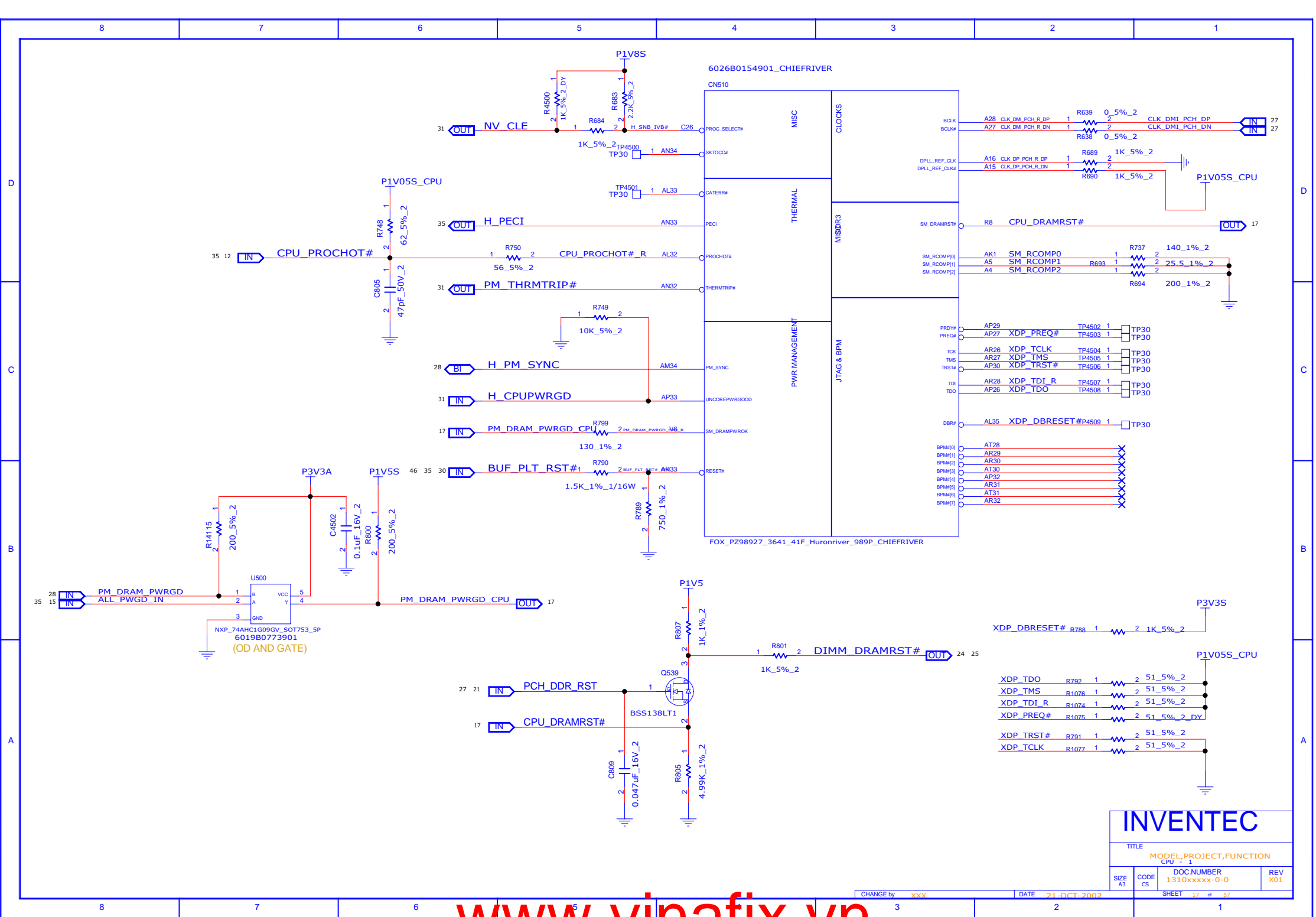
INVENTEC


TITLE MODEL, PROJECT, FUNCTION
GREEN_CLK SLG3NB250


SIZE A3 CODE CS DOCNUMBER 1310xxxx-0-0 REV X01

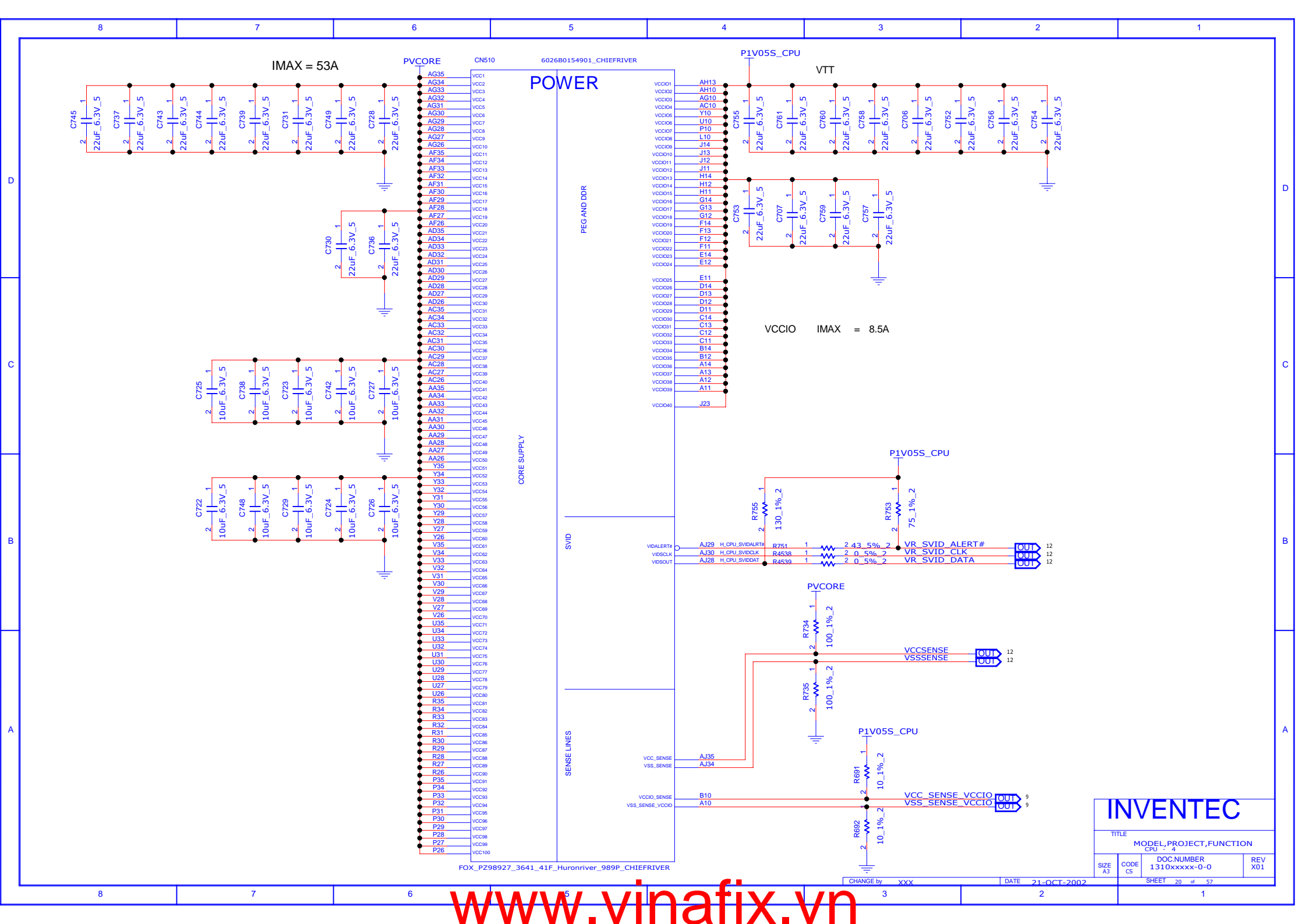
CHANGE by XXX DATE 21-OCT-2002

SHEET 16 of 57

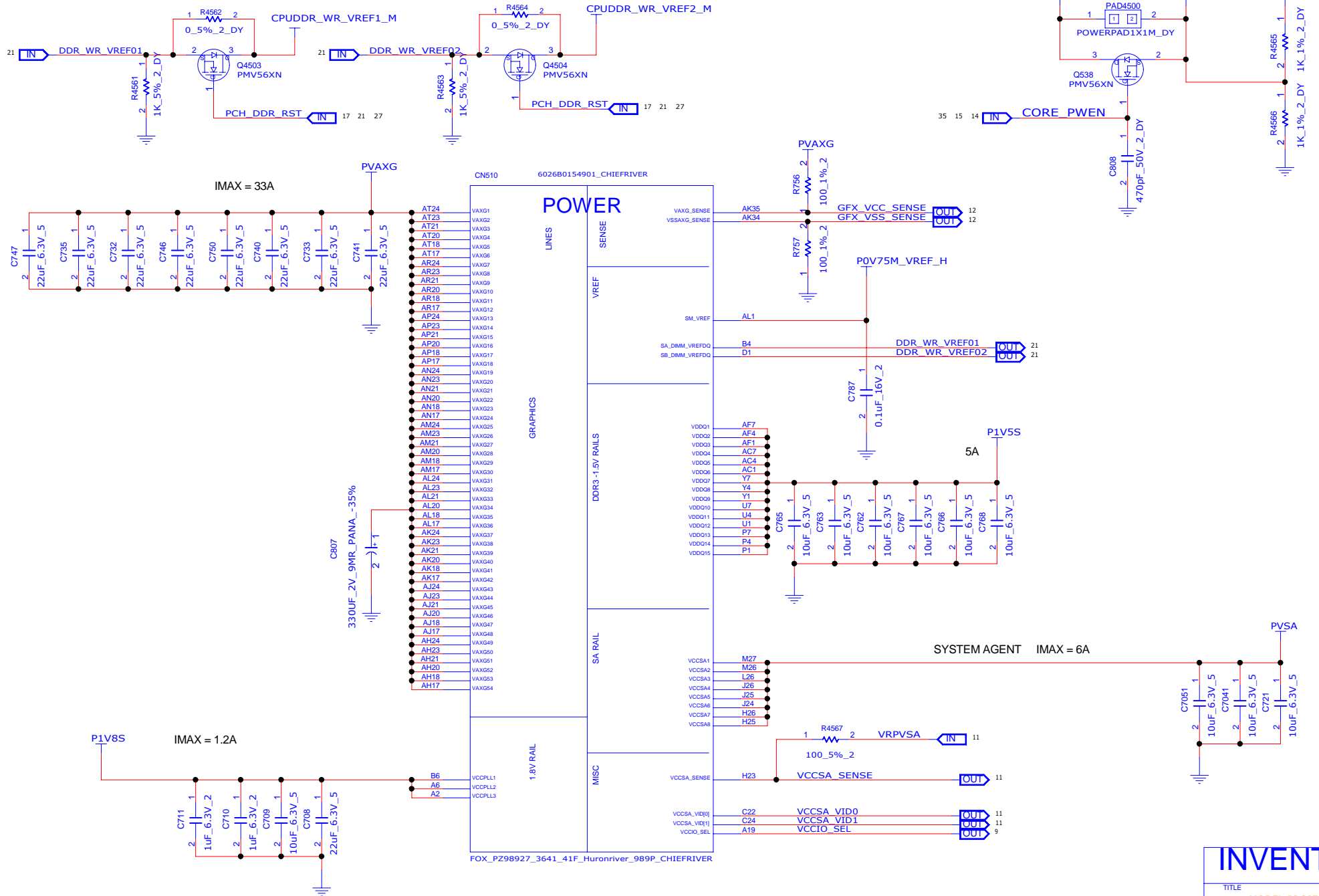








SANDY BRIDGE + IVY BRIDGE COMPTIBILITY DG 2.5.17.1

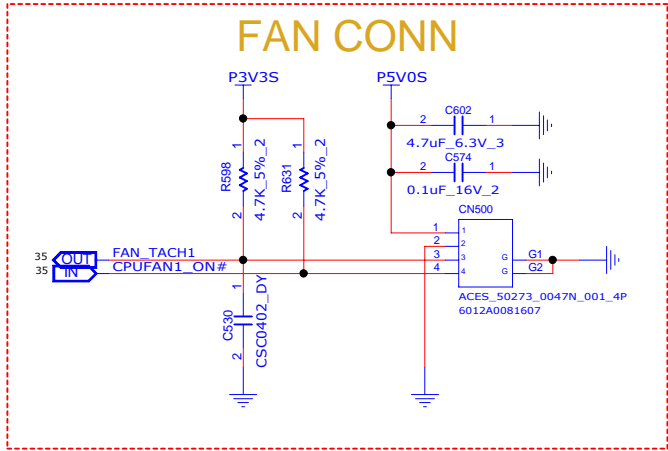


INVENTEC

TITLE			
MODEL,PROJECT,FUNCTION			
CPU			
SIZE A3	CODE CS	DOC NUMBER 1310xxxxx-0-0	REV X01

CHANGE by XXX DATE 21-OCT-2002 SHEET 21 of 57





7.2.5 Register : Local Diode Temperature Alert Temperature

Location : Read = Address 05h Write = Address 0Bh

Type : Read/Write

Power on default value : Hardware strapping.

BIT	7	6	5	4	3	2	1	0
NAME	LDT Alert Temperature							
VALUE	SIGN	64	32	16	8	4	2	1
DEFAULT	Hardware strapping							

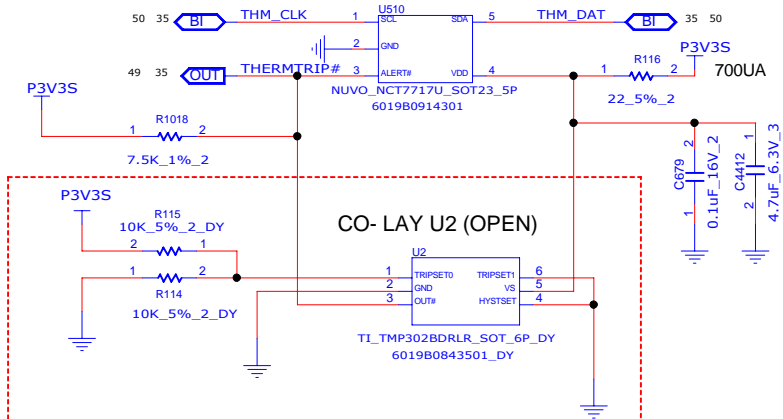
6.6 ALERT# point hardware power-on setting

The default value could be set after power up 100ms by different pull-up resistor of ALERT# pin:

PULL-UP RESISTOR	TEMPERATURE (°C)
2KΩ	75
7.5KΩ	90
10.5KΩ	100
14KΩ	105
18.7KΩ	110

THERMAL SENSOR(LOCAL)

NCT7717U I2C / SMBus address is 1001000xb (x is R/W bit).



TMP302 Available Versions⁽¹⁾

DEVICE	SELECTABLE TRIP POINTS (°C)
TMP302A	50, 55, 60, 65
TMP302B	70, 75, 80, 85
TMP302C	90, 95, 100, 105
TMP302D	110, 115, 120, 125

(1) For other available trip points, please contact a TI representative.

Table 1. Trip Point vs TRIP_{SET1} and TRIP_{SET0}

TRIP _{SET1}	TRIP _{SET0}	TMP302A	TMP302B	TMP302C	TMP302D
GND	GND	+50°C	+70°C	+90°C	+110°C
GND	V _S	+55°C	+75°C	+95°C	+115°C
V _S	GND	+60°C	+80°C	+100°C	+120°C
V _S	V _S	+65°C	+85°C	+105°C	+125°C

Table 2. HYST_{SET} Window

HYST _{SET}	THRESHOLD HYSTERESIS
GND	+5°C
V _S	+10°C

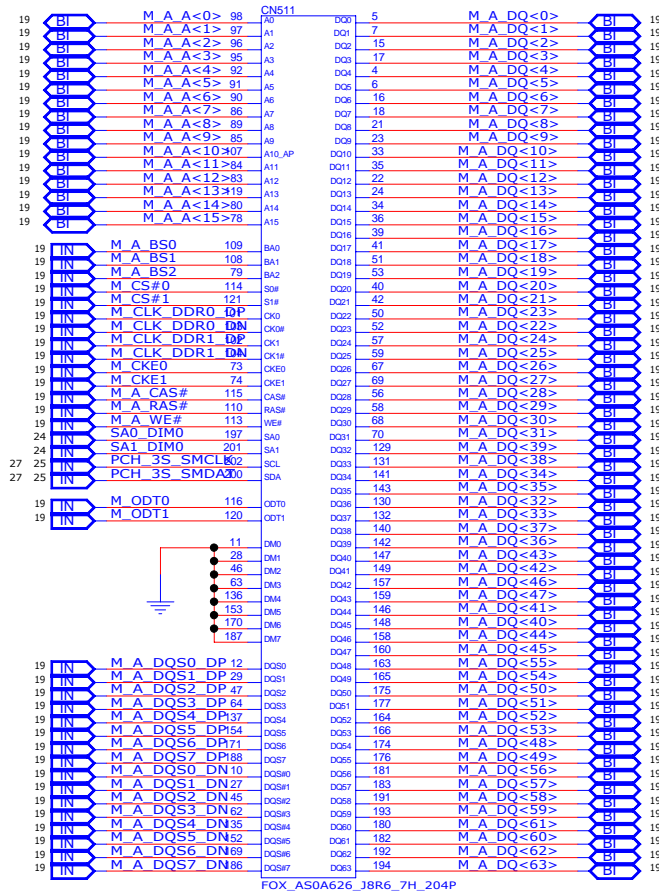
INVENTEC

TITLE
MODEL PROJECT,FUNCTION
THERMAL & FAN

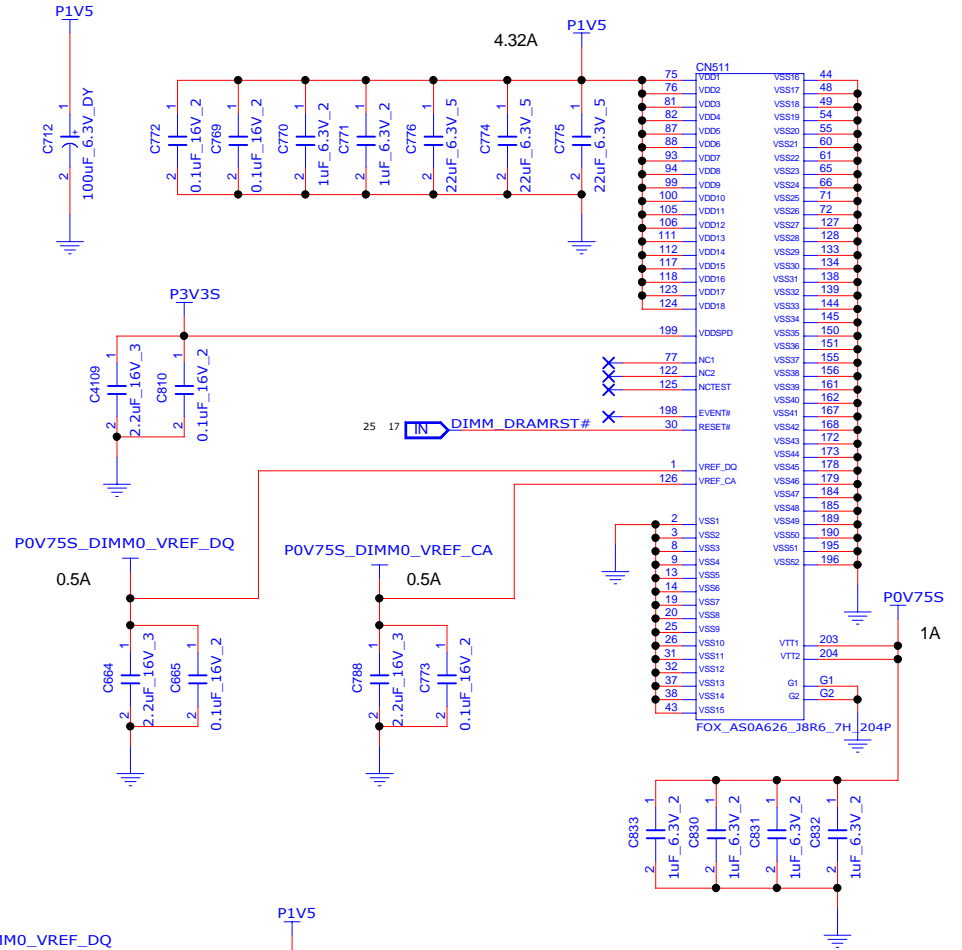
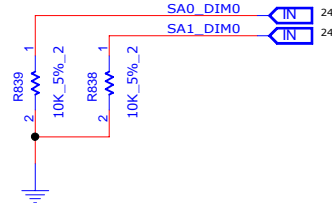
SIZE	CODE	DOC NUMBER	REV
A3	CS	1310xxxxx-0-0	X01

SHEET 23 of 57

DDR3 (8mm) P/N : 6026B0221101



Note :
SO-DIMMA SPD Address is 0xA0
SO-DIMMA TS Address is 0x30




SANDY BRIDGE + IVY BRIDGE DG4.14

INVENTEC

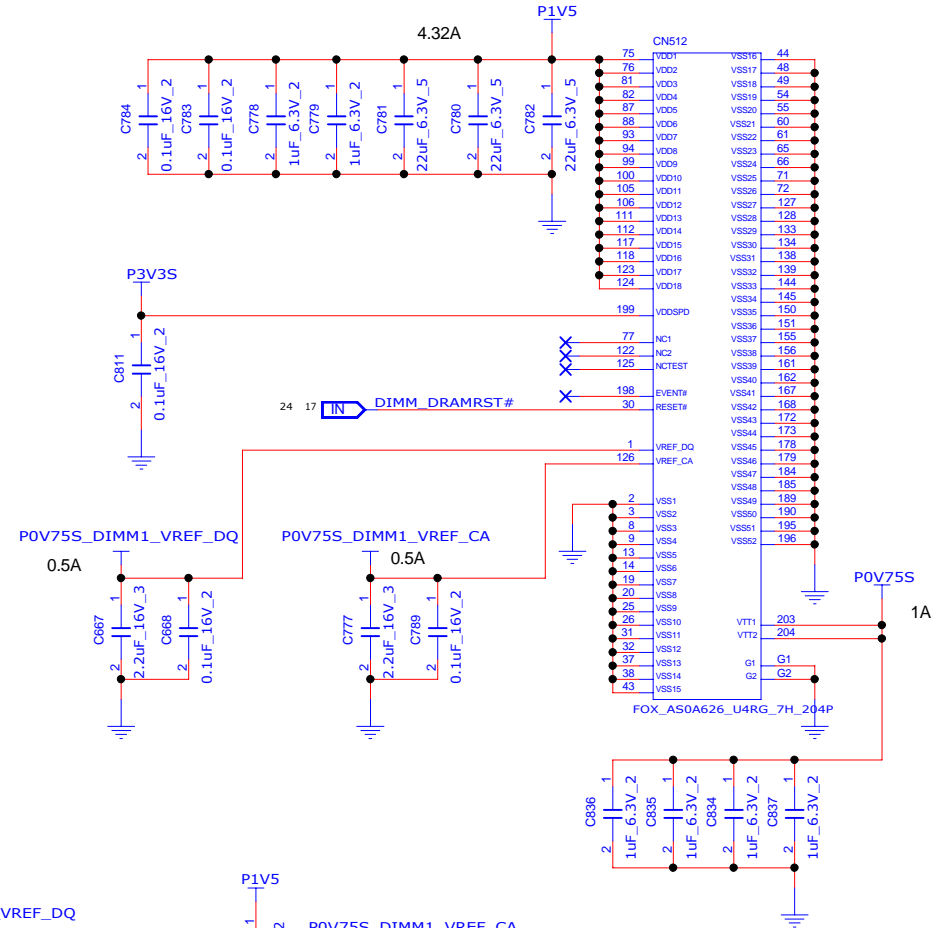
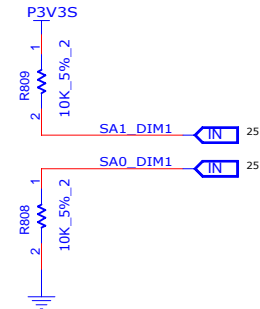
TITLE			
MODEL,PROJECT,FUNCTION DDR3 - 1			
SIZE A3	CODE CS	DOC.NUMBER 1310xxxxx-0-0	REV X01
SHEET 24 of 57			

DDR3 (4mm) P/N : 6026B0221601



FOX_AS0A626_U4RG_7H_204P

Note :
SO-DIMMA SPD Address is 0xA4
SO-DIMMA TS Address is 0x34



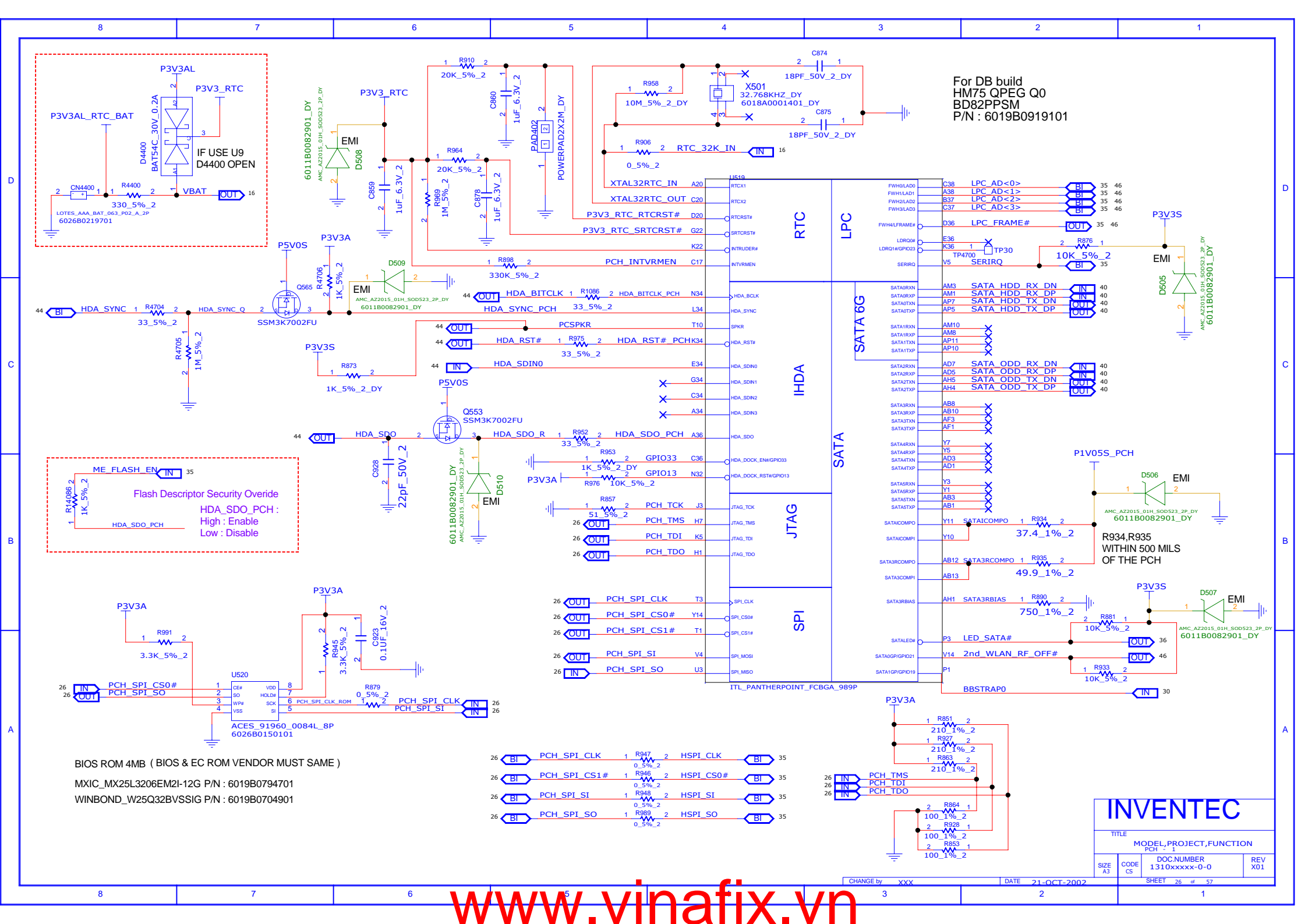
SANDY BRIDGE + IVY BRIDGE DG4.14

INVENTEC

TITLE			
MODEL,PROJECT,FUNCTION			
DDR3			
SIZE	CODE	DOCNUMBER	REV
A3	CS	1310xxxxx-0-0	X01

CHANGE by XXX DATE 21-OCT-2002

SHEET 25 of 57

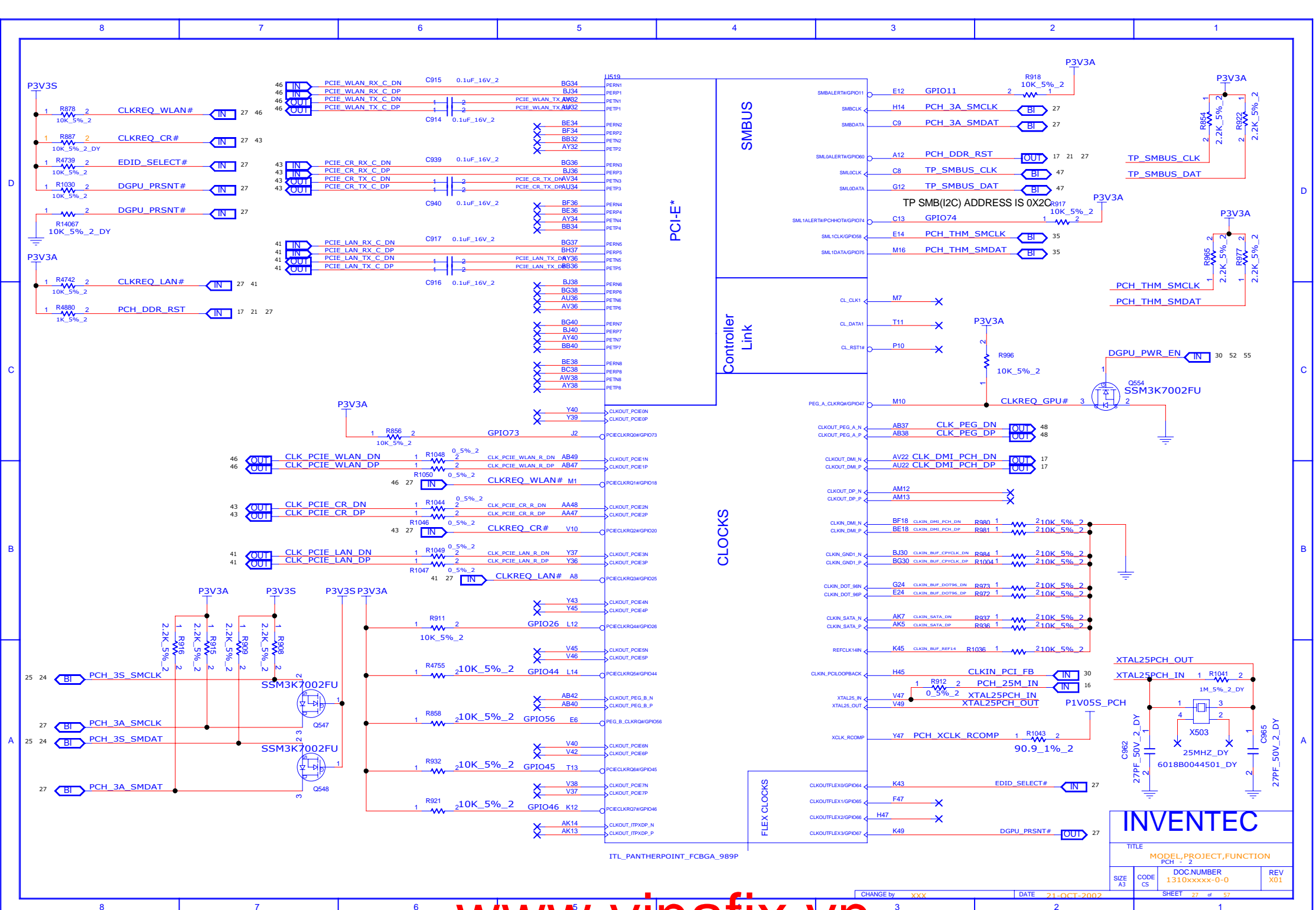


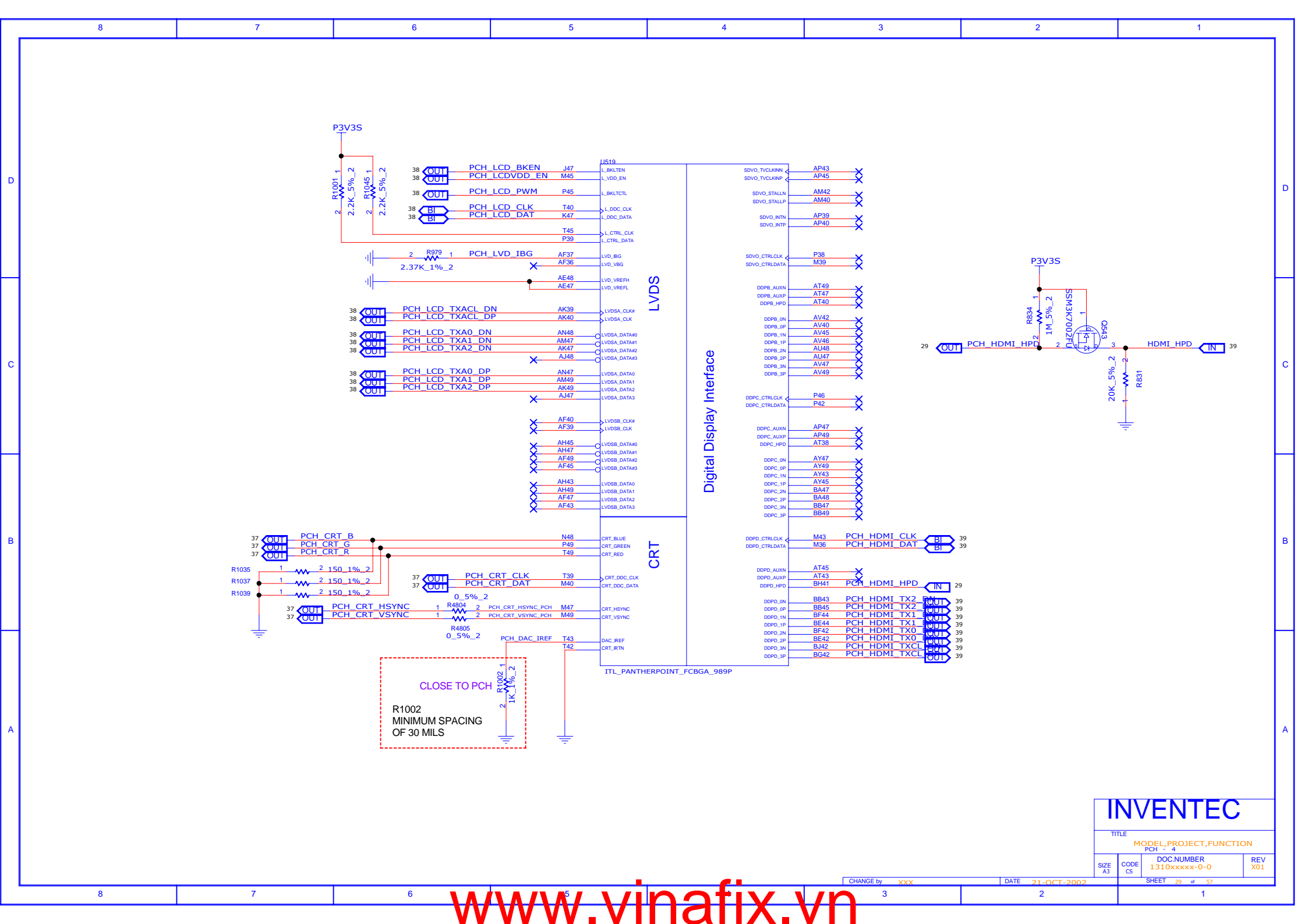
For DB build
HM75 QPEG Q0
BD82PPSM
P/N : 6019B0919101

Flash Descriptor Security Override
HDA_SDO_PCH :
High : Enable
Low : Disable

BIOS ROM 4MB (BIOS & EC ROM VENDOR MUST SAME)
MXIC_MX25L3206EM2I-12G P/N : 6019B0794701
WINBOND_W25Q32BVSSIG P/N : 6019B0704901

INVENTEC			
TITLE			
MODEL,PROJECT,FUNCTION			
PCH 1			
SIZE	CODE	DOC NUMBER	REV
A3	CS	1310xxxxx-0-0	X01
SHEET 26 of 57			





INVENTEC

TITLE

MODEL,PROJECT,FUNCTION

PCH : 4

SIZE A3

CODE CS

DOC NUMBER 1310xxxxx-0-0

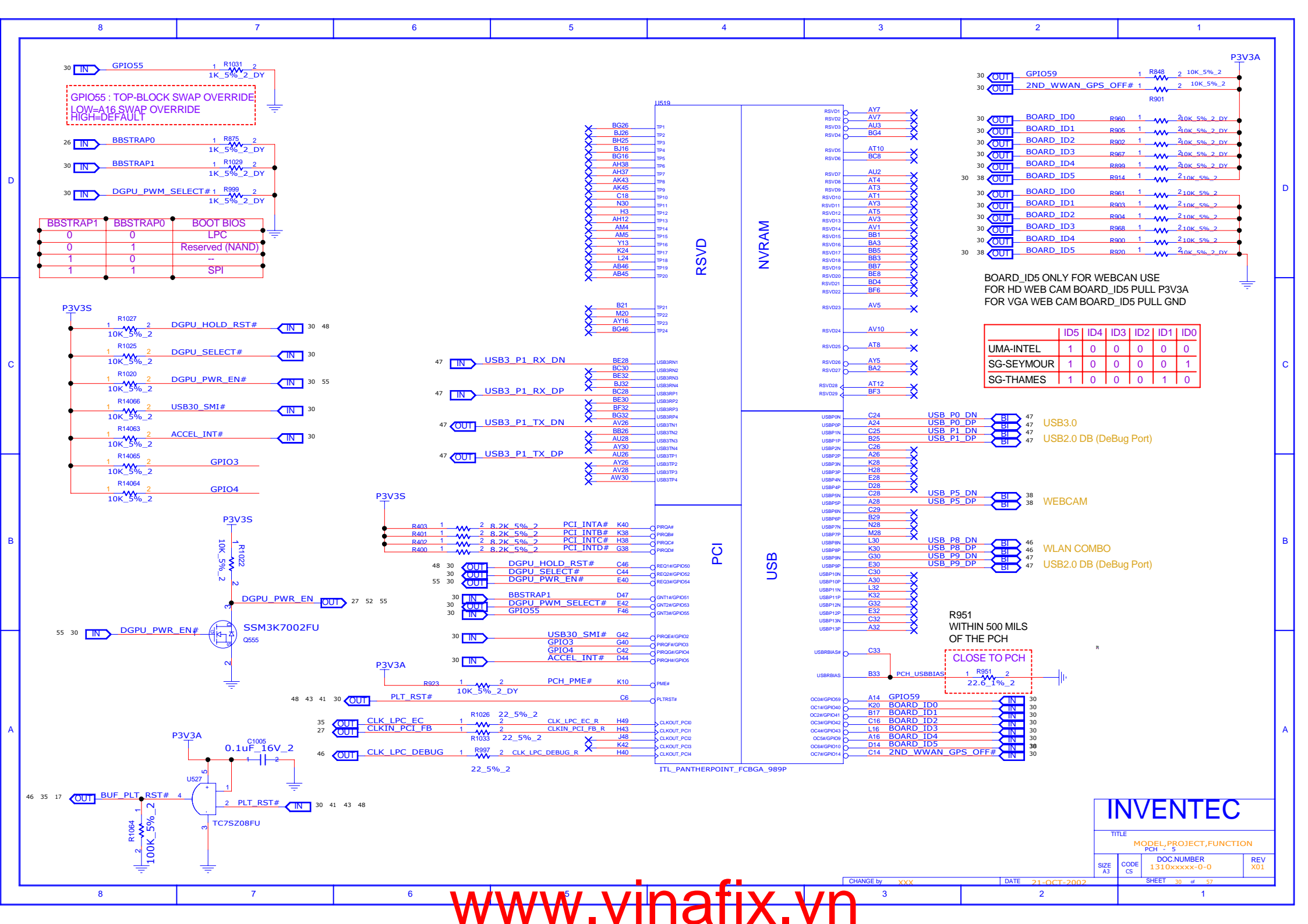
REV X01

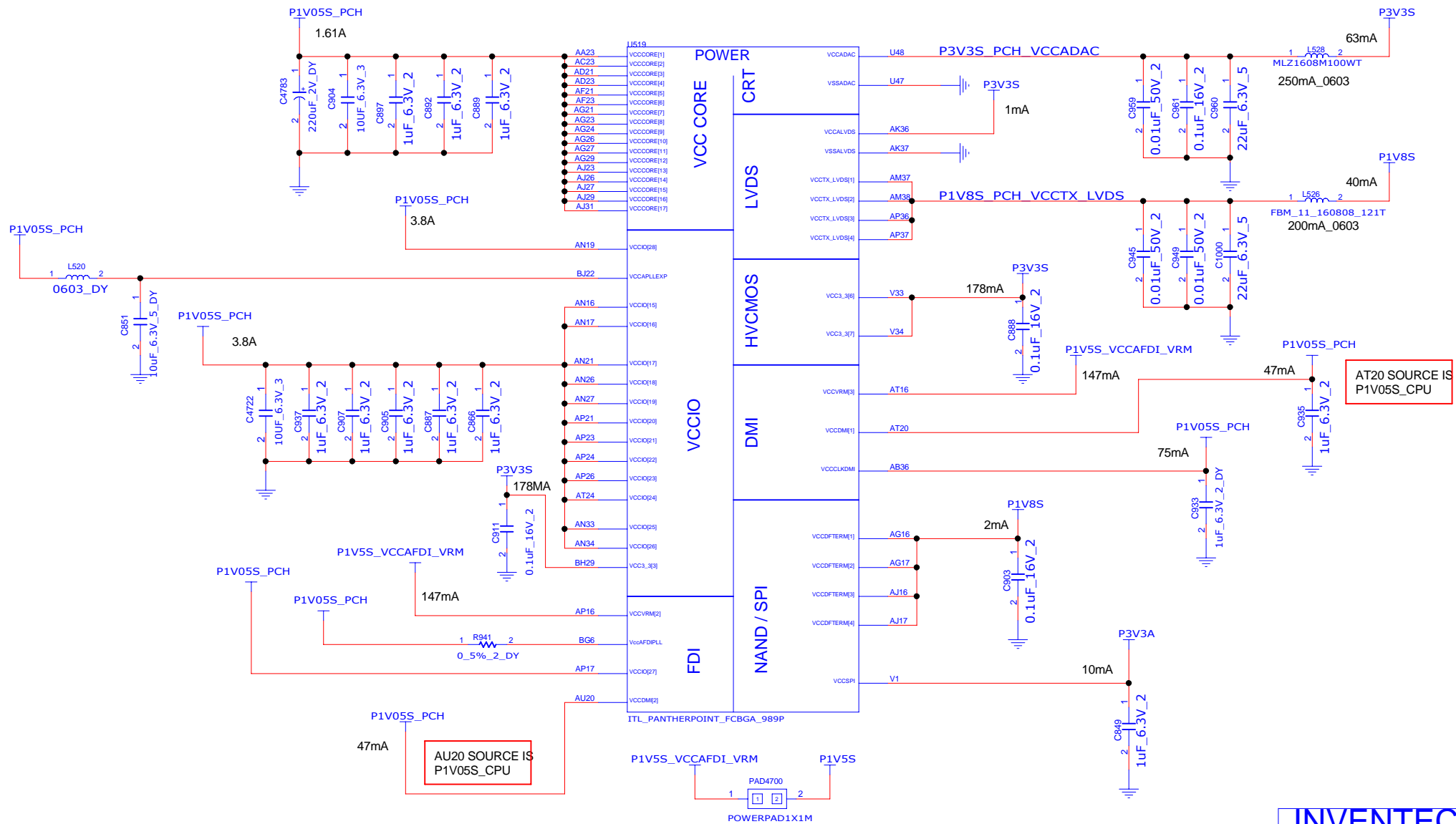
CHANGE by XXX

DATE 21-OCT-2002

SHEET 29 of 57

www.vinafix.vn



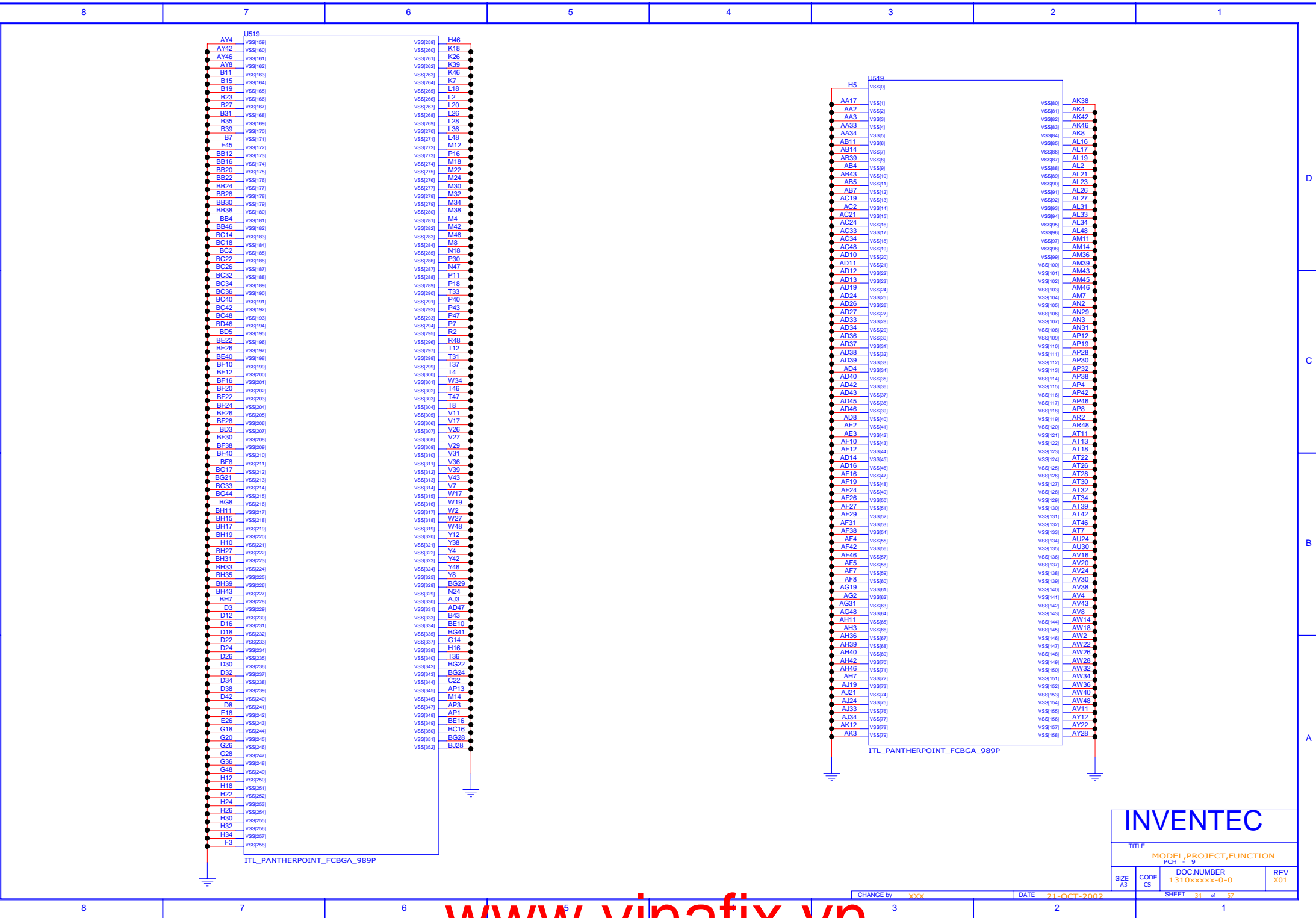


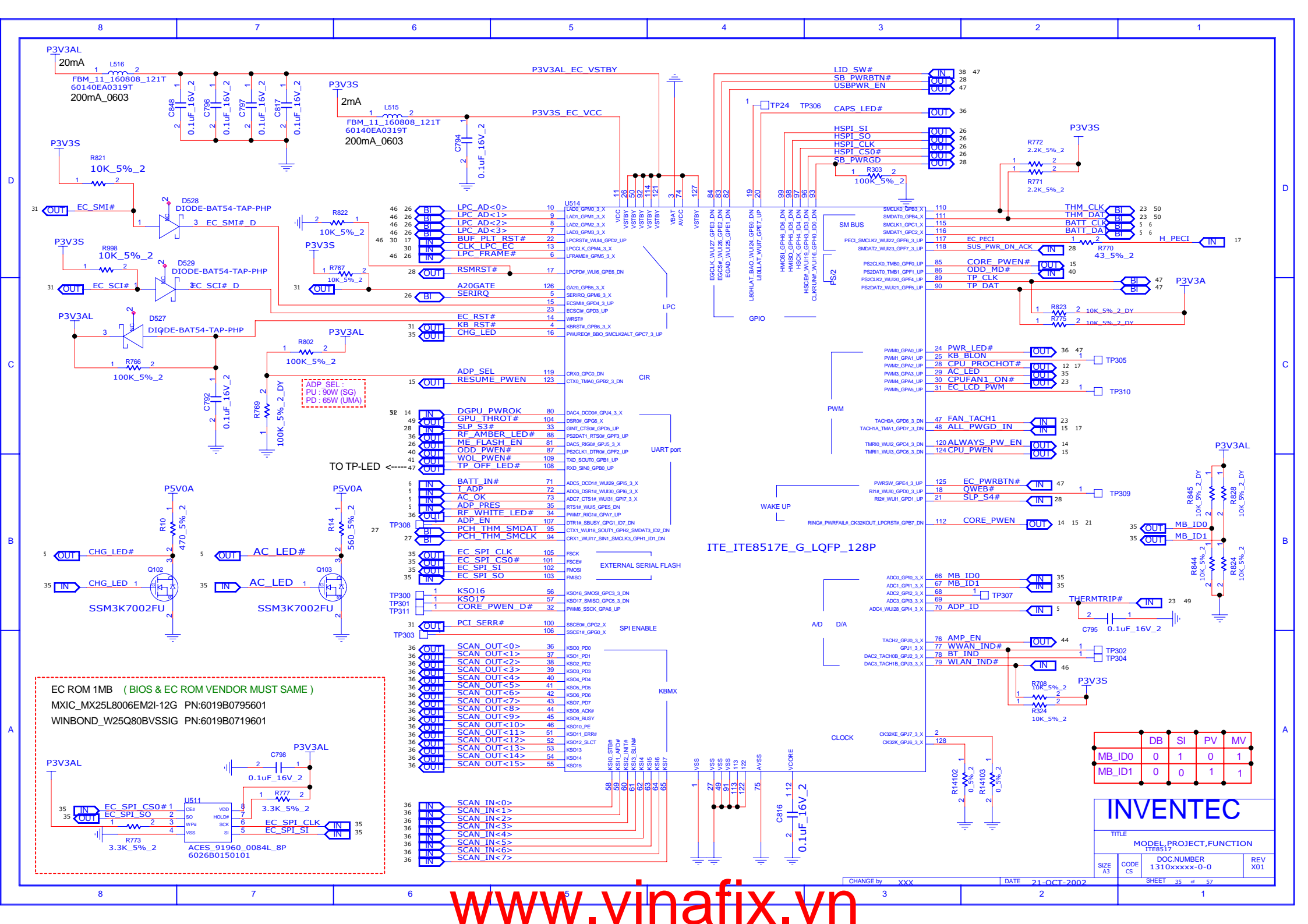
INVENTEC			
TITLE			
MODEL,PROJECT,FUNCTION			
PCH - 7			
SIZE	CODE	DOC NUMBER	REV
A3	CS	1310xxxxx-0-0	X01

CHANGE by: XXX DATE: 21-OCT-2002

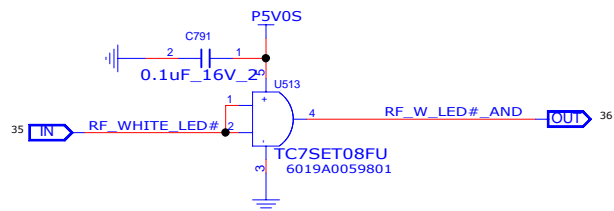
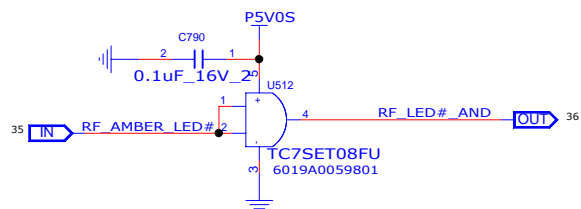

SHEET 32 of 57





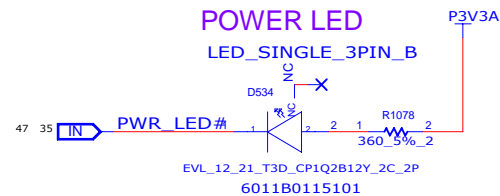


KeyBoard CONN(30 pin)

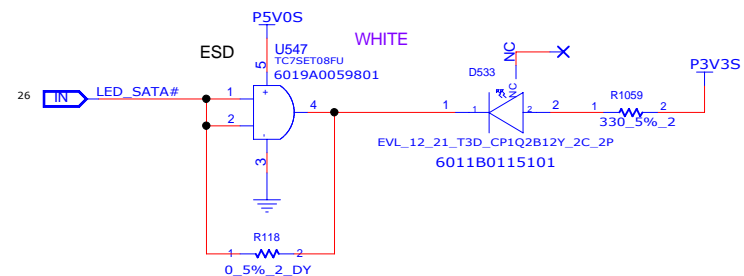


POWER LED

LED_SINGLE_3PIN_B



SATA LED & HDD HALTED LED



INVENTEC

TITLE MODEL PROJECT,FUNCTION

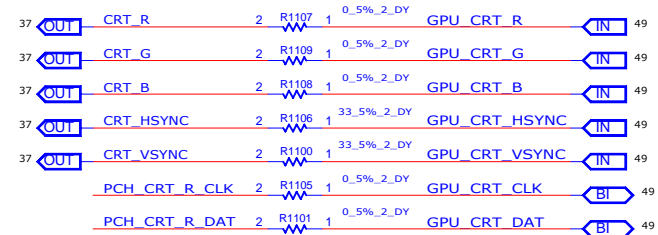
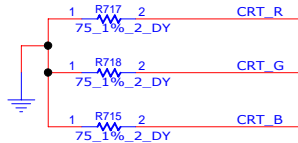
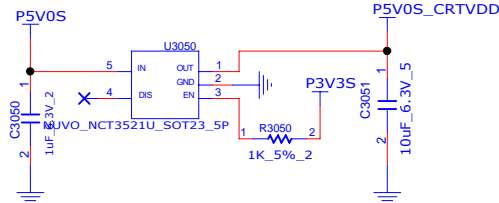
KB CONN & LED

DOC NUMBER 1310xxxx-0-0

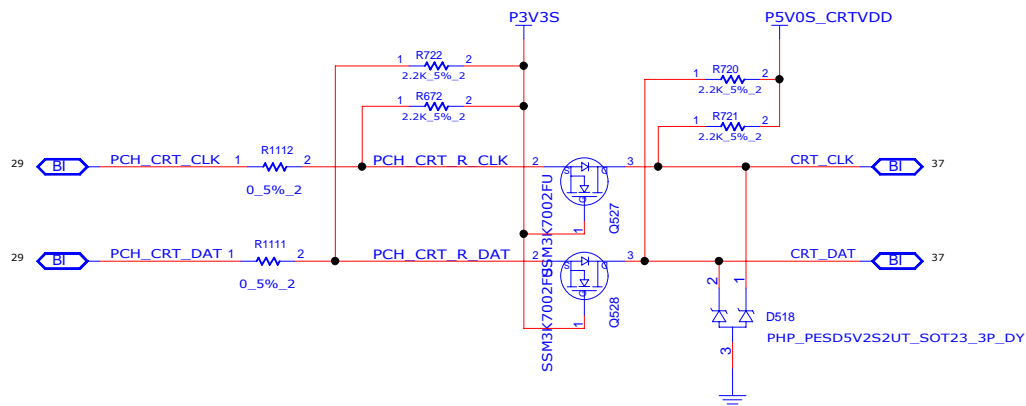
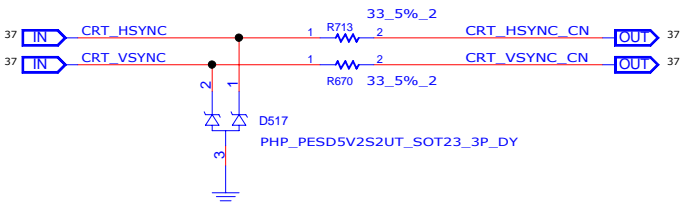
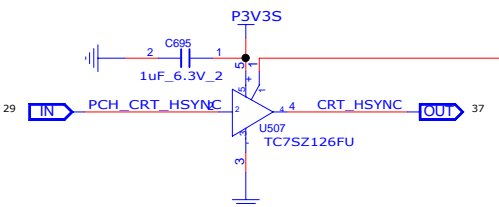
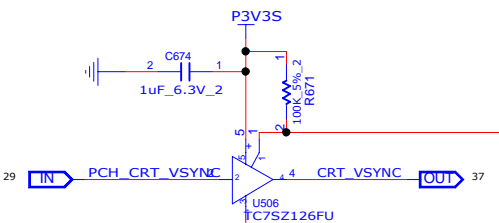
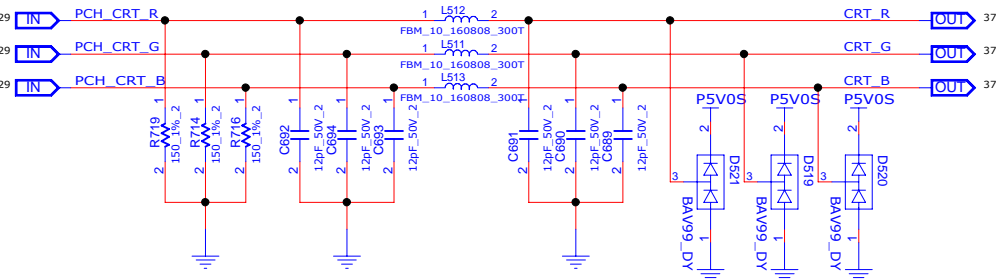
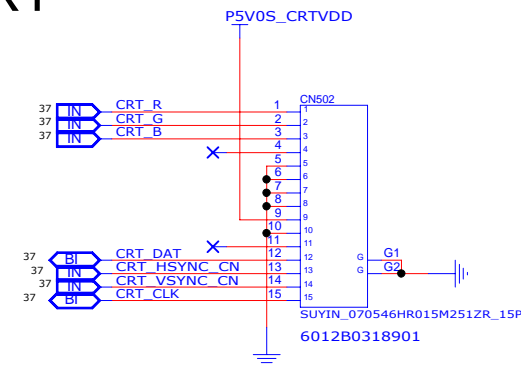
REV X01

CHANGE by XXX DATE 21-OCT-2002

SHEET 36 of 57



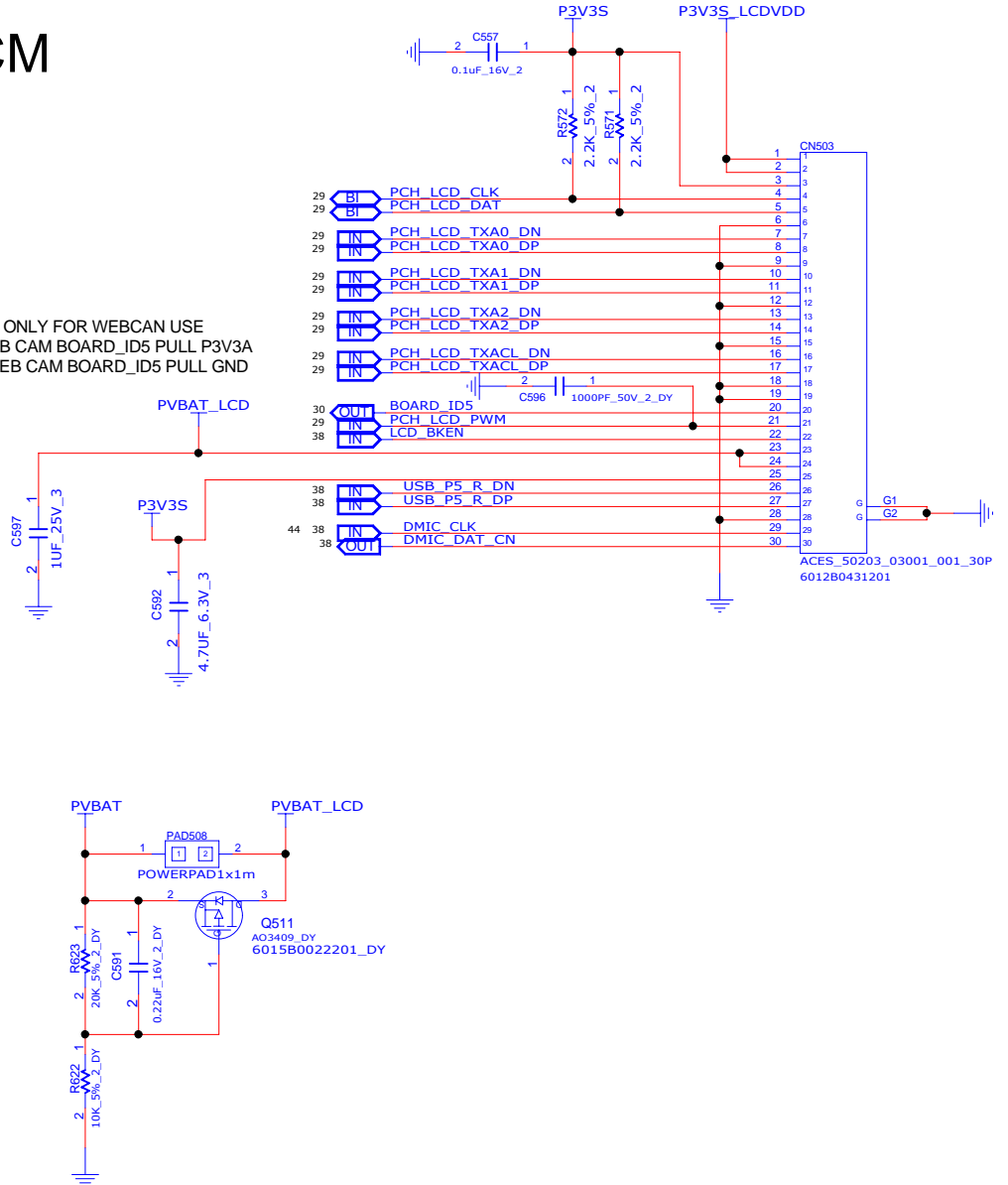
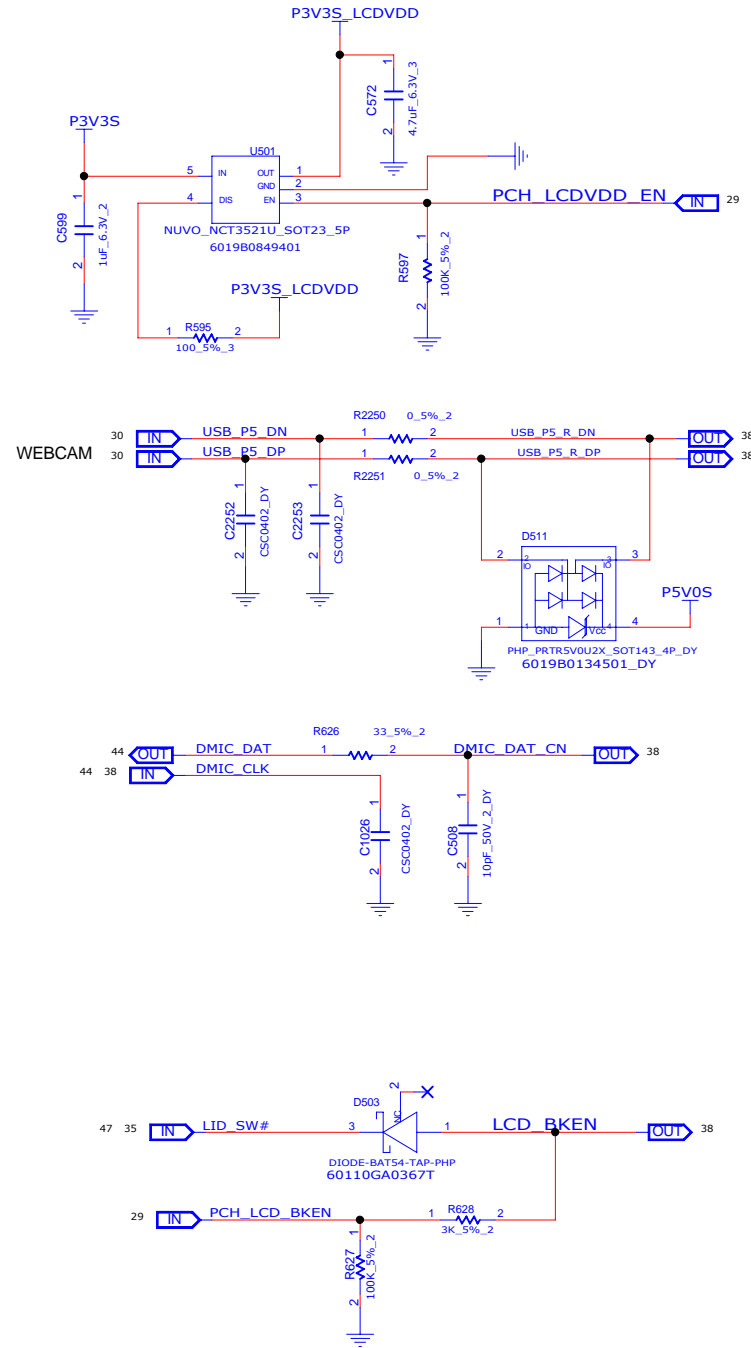
CRT



INVENTEC			
TITLE			
MODEL PROJECT,FUNCTION			
CRT CNV			
SIZE	CODE	DOC NUMBER	REV
A3	CS	1310xxxx-0-0	X01
SHEET 37 of 57			

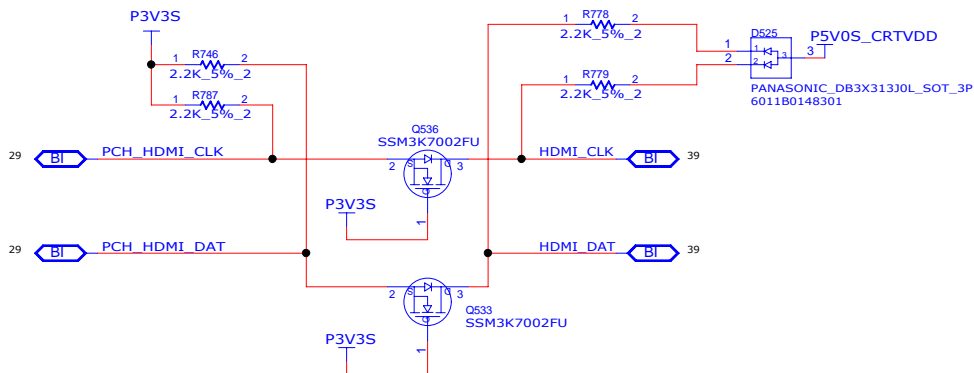
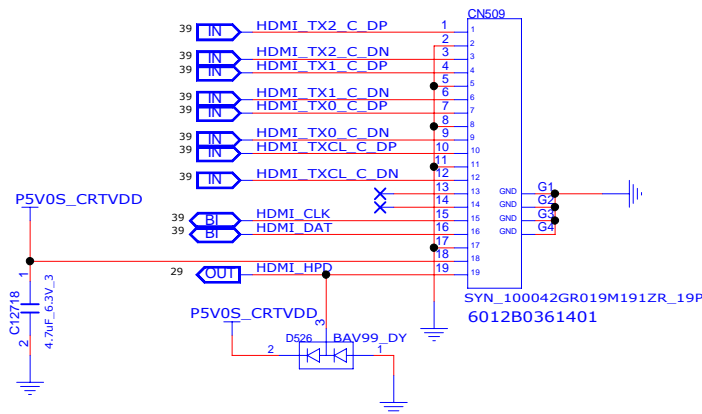
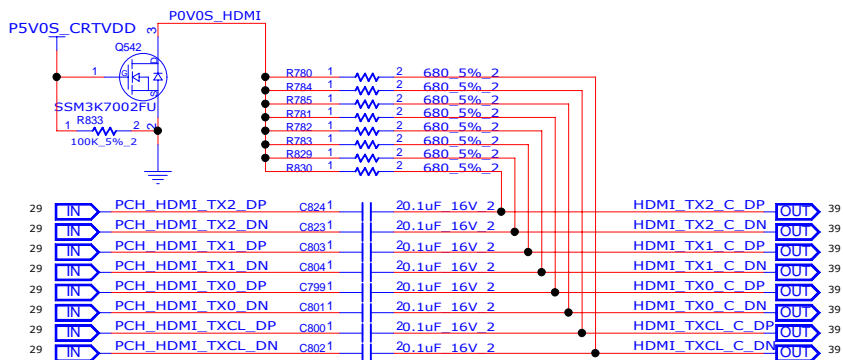
LCM

BOARD_ID5 ONLY FOR WEBCAM USE
FOR HD WEB CAM BOARD_ID5 PULL P3V3A
FOR VGA WEB CAM BOARD_ID5 PULL GND



INVENTEC			
TITLE			
MODEL PROJECT,FUNCTION			
SIZE	CODE	DOC NUMBER	REV
A3	CS	1310xxxx-0-0	X01
SHEET 38 of 57			

HDMI



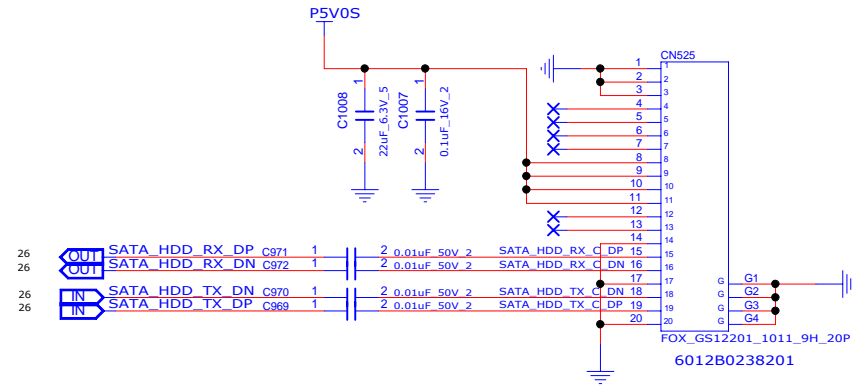
INVENTEC

TITLE			
MODEL,PROJECT,FUNCTION			
HDMI_CONN			
SIZE	CODE	DOC NUMBER	REV
A3	CS	1310xxxxx-0-0	X01

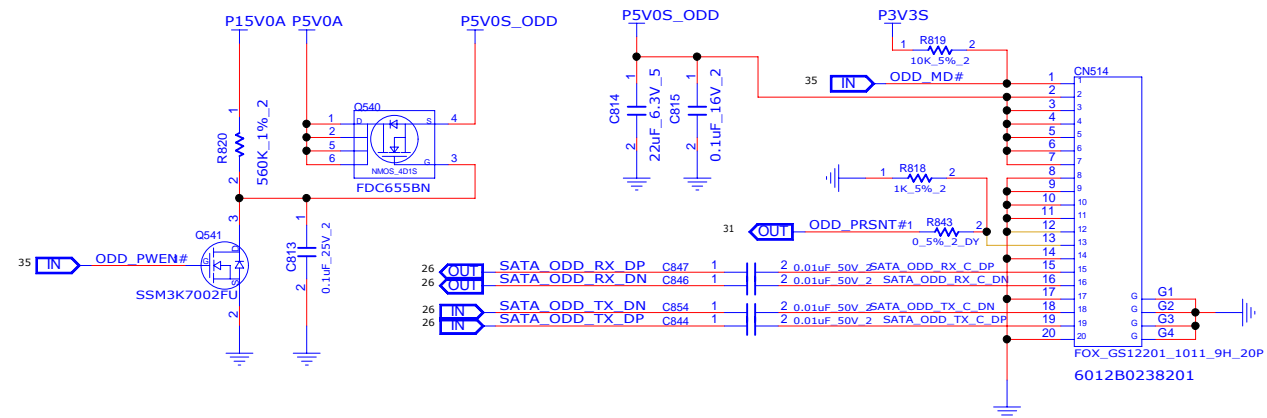
CHANGE by XXX DATE 21-OCT-2002

SHEET 39 of 57

SATA HDD CABLE CONN on MB



SATA ODD CABLE CONN on MB



INVENTEC

TITLE
MODEL, PROJECT, FUNCTION
SATA HDD & SATA ODD

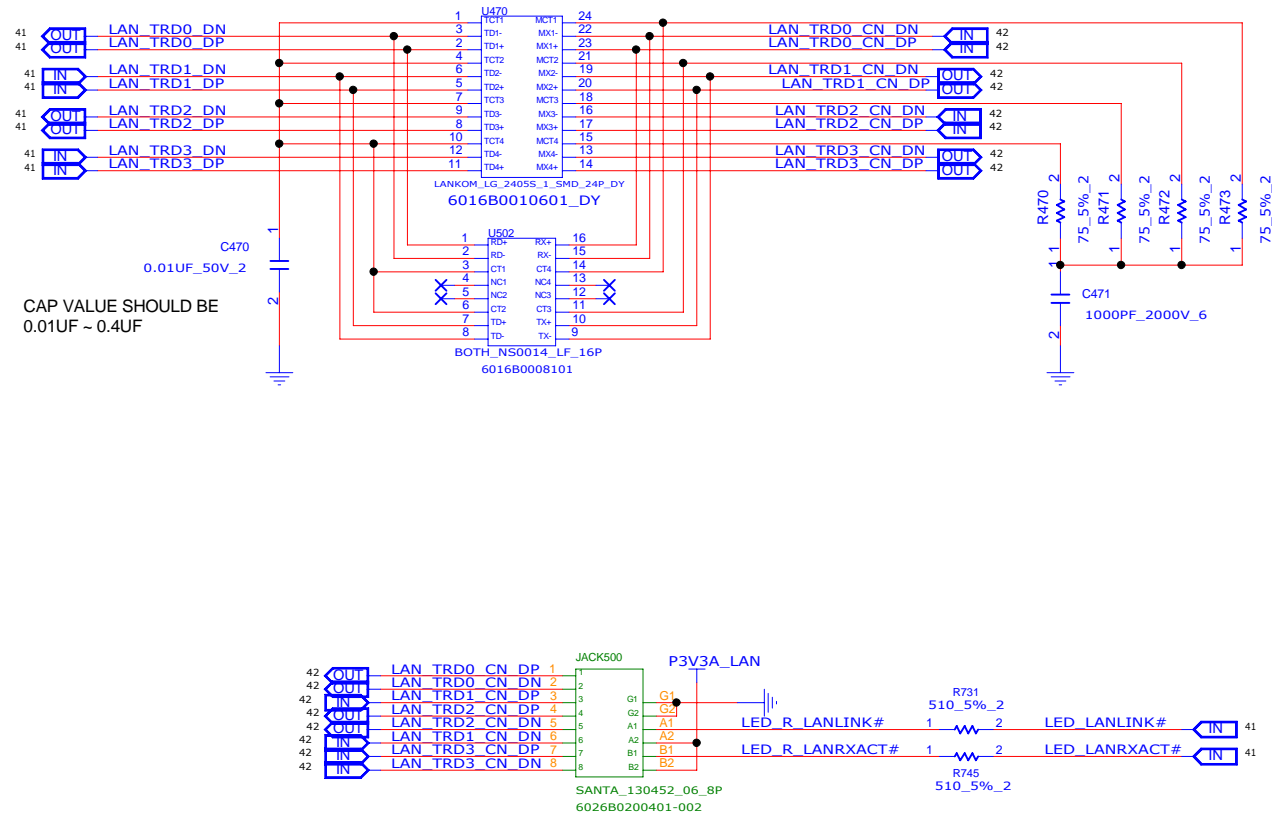
SIZE CODE DOC NUMBER REV
A3 CS 1310xxxxx-0-0 X01

CHANGE by XXX DATE 21-OCT-2002

SHEET 40 of 57

TRANSFORMER

U470 FOR GIGALAN
U502 FOR 10/100 LAN



INVENTEC

TITLE
MODEL, PROJECT, FUNCTION
RJ45 & TRANSFORMER

SIZE A3 CODE CS DOC NUMBER 1310xxxxx-0-0 REV X01

CHANGE by XXX DATE 21-OCT-2002 SHEET 42 of 57

www.vinafix.vn

1

ZDIFF : 100 OHM



SS

SS

U532

REALTEK_RTS5239_GR_QFN_24P
6019B0928001

P1V2 S CR

P3V3S CR

MA

The diagram shows the pin connections for the SD card interface. The module pins (left) are connected to the SD card pins (right) as follows:

- 43 BI → SD_DATA3 → 1 C523 CMD
- 43 BI → SD_CMD → 2 CMD
- 43 IN → SD_CLK → 5 CLK
- 43 BI → SD_DATA0 → 7 DATA0

Additional SD card pins shown are 3 VSS, 4 VDD, 6 VSS, and 8 DATA0. The module pins 6026 and 6026 are also indicated.

1

1

1

[illegible]

1

1

--	--

1

1

25.

3-0

11

1

□

1

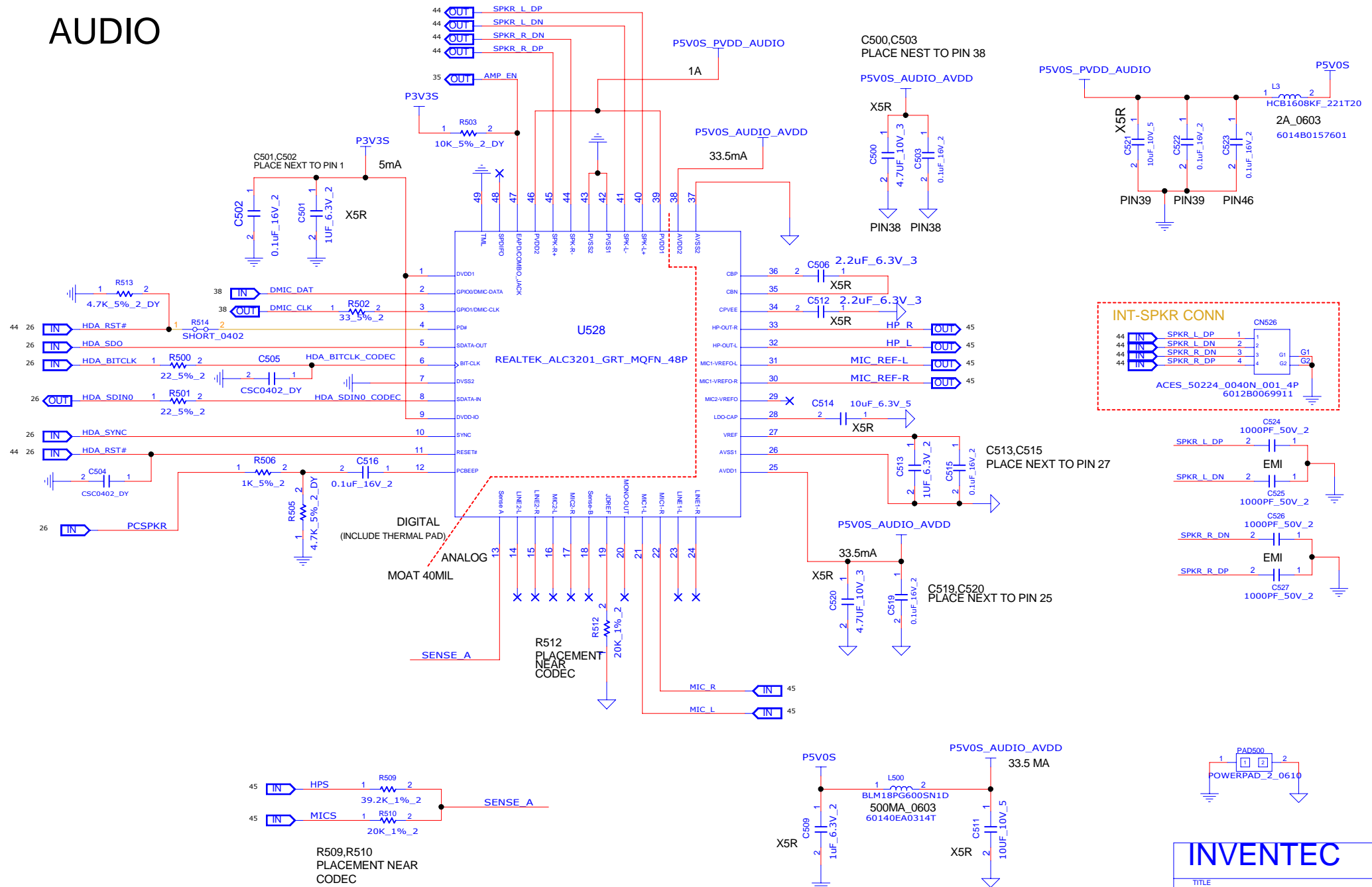
1

SHEET 43 of 57

1

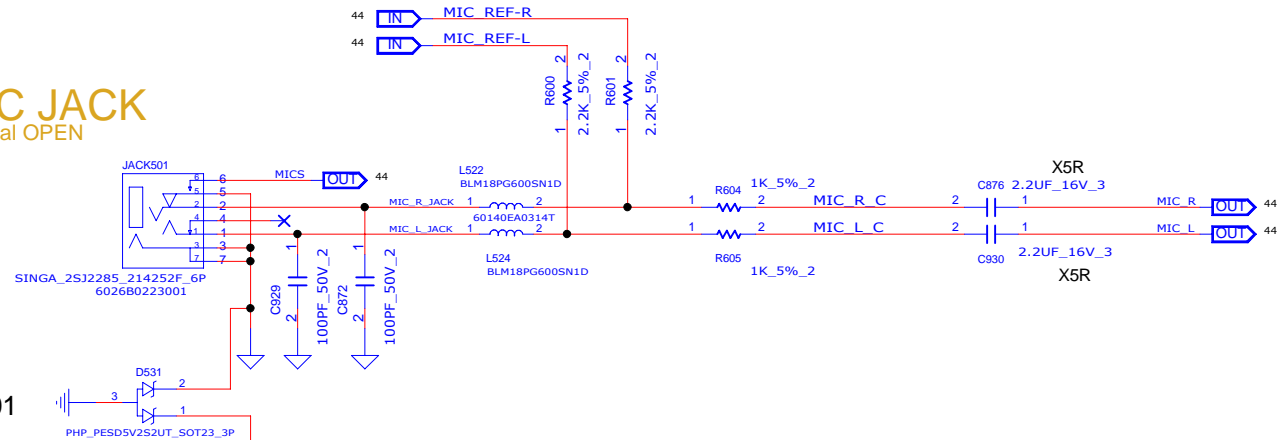
www.vinafix.vn

AUDIO



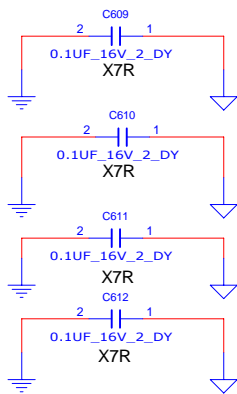
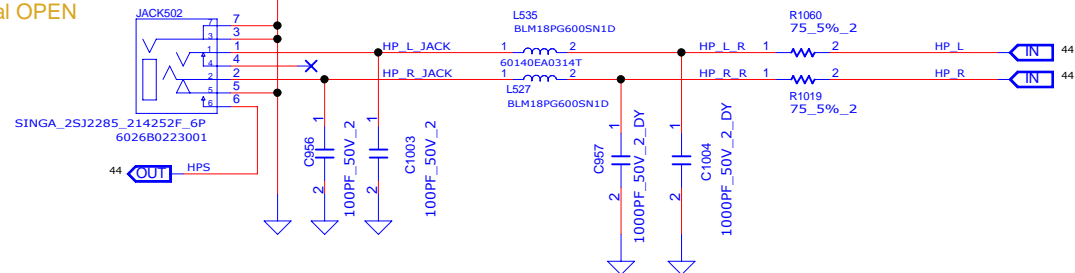
MIC JACK

Normal OPEN



HP JACK

Normal OPEN



INVENTEC

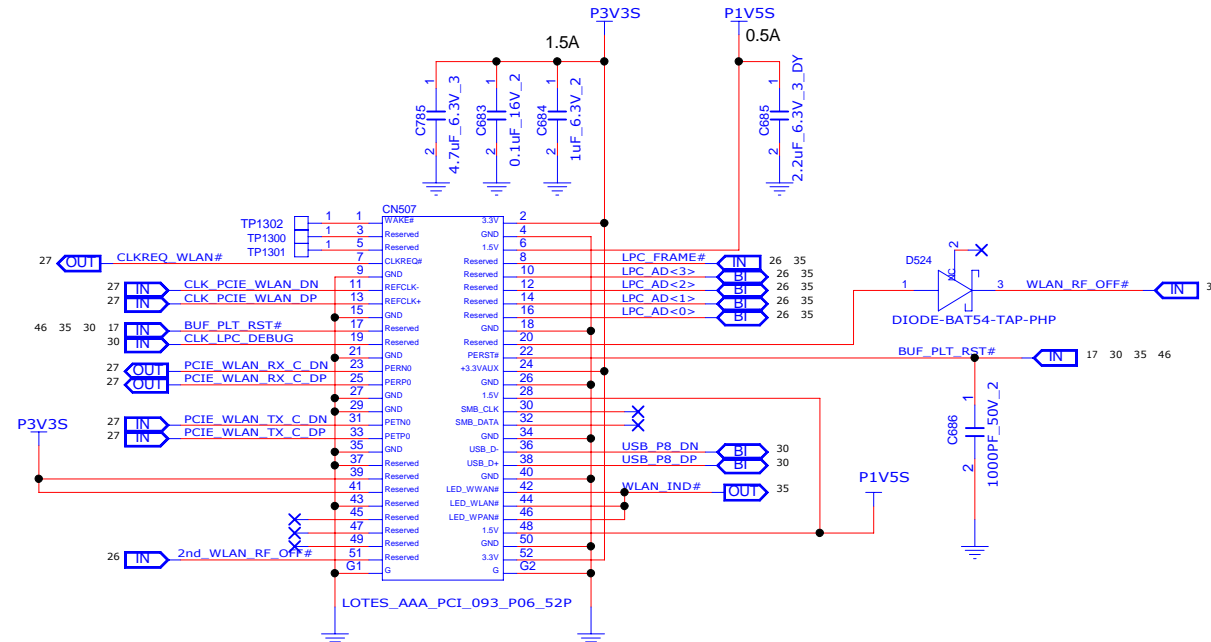
TITLE			
MODEL,PROJECT,FUNCTION			
HP JACK & MIC JACK			
SIZE	CODE	DOC NUMBER	REV
A3	CS	1310xxxxx-0-0	X01

CHANGE by XXX DATE 21-OCT-2002

SHEET 45 of 57

www.vinafix.vn

WLAN CONN (MINICARD)



SI build change to 6026B0221502

MARILYN	ATHEROS	AR5B125	RIPPLE3	FOXCONN	RALINK RT5390
VENDOR ID :	0X168C	0X1814	0X539A	0X1839	0X103C
DEVID :	0X0032	0X1839	0X103C	670285-001	
(SSID) SUBSYSTEM ID :	0X1838				
SUBSYSTEM VENDOR ID :	0X103C				
HP P/N :	670036-001				

INVENTEC

TITLE
MODEL, PROJECT, FUNCTION

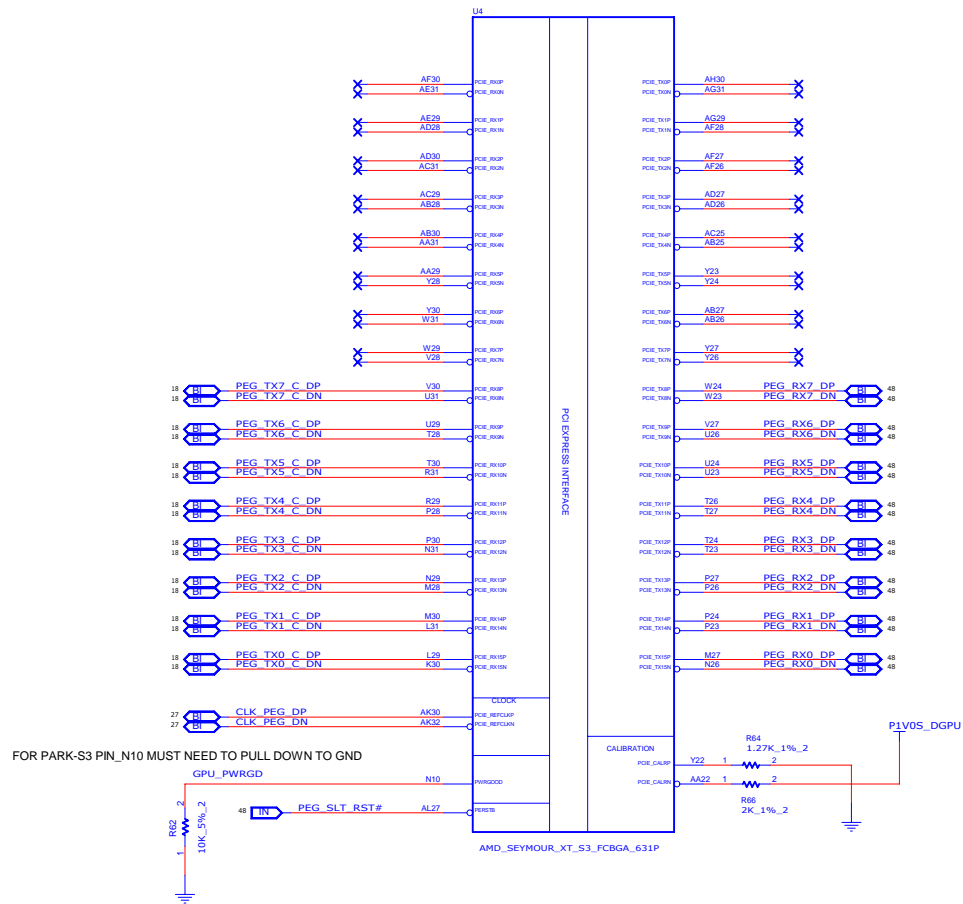
WLAN & BT

SIZE CODE DOC NUMBER REV
A3 CS 1310xxxx-0-0 X01

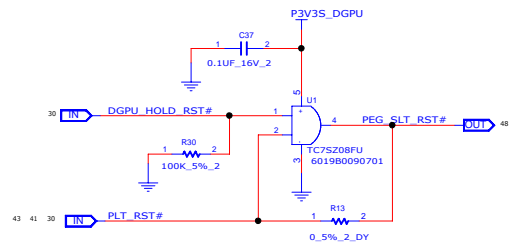
SHEET 46 of 57

CHANGE by XXX DATE 21-OCT-2002

www.vinafix.vn



CLOSE TO GPU



THIS PART IS ONLY FOR INTEL PLATFORM

INVENTEC

TITLE			
MODEL/PROJECT/FUNCTION			
SEYMOUR XT-S3			
SIZE	CODE	DOC NUMBER	REV
C	CS	131000000-0-0	201
SHEET		#	OF
38		#	57

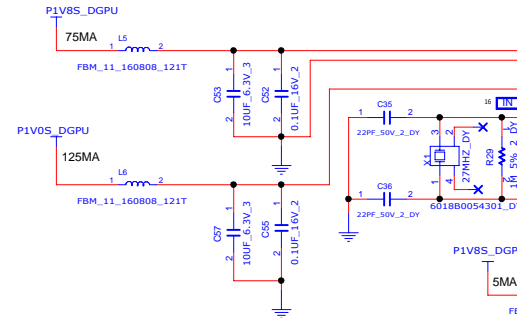
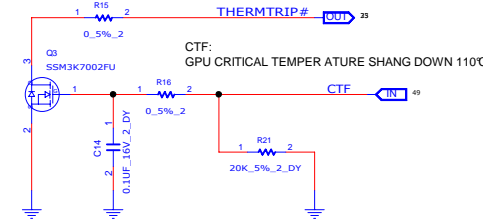
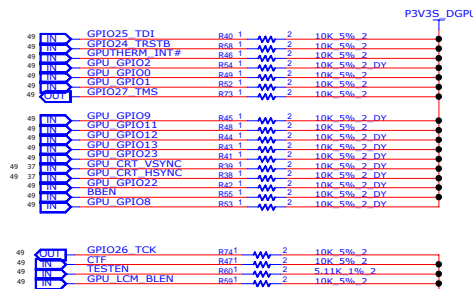
MEM_ID3	MEM_ID2	MEM_ID1	MEM_ID0	2Gb * 4 = 1GB
0	0	0	0	SAMSUNG C-DIE K4W2G1646C-HC11
0	0	0	1	HYNIX D-DIE H5TQ2G63DFR-11C
0	0	1	0	MICRON MT41J128M16HA-107G-D
0	0	1	1	

128M * 16 * 4
128M * 16 * 4
128M * 16 * 4

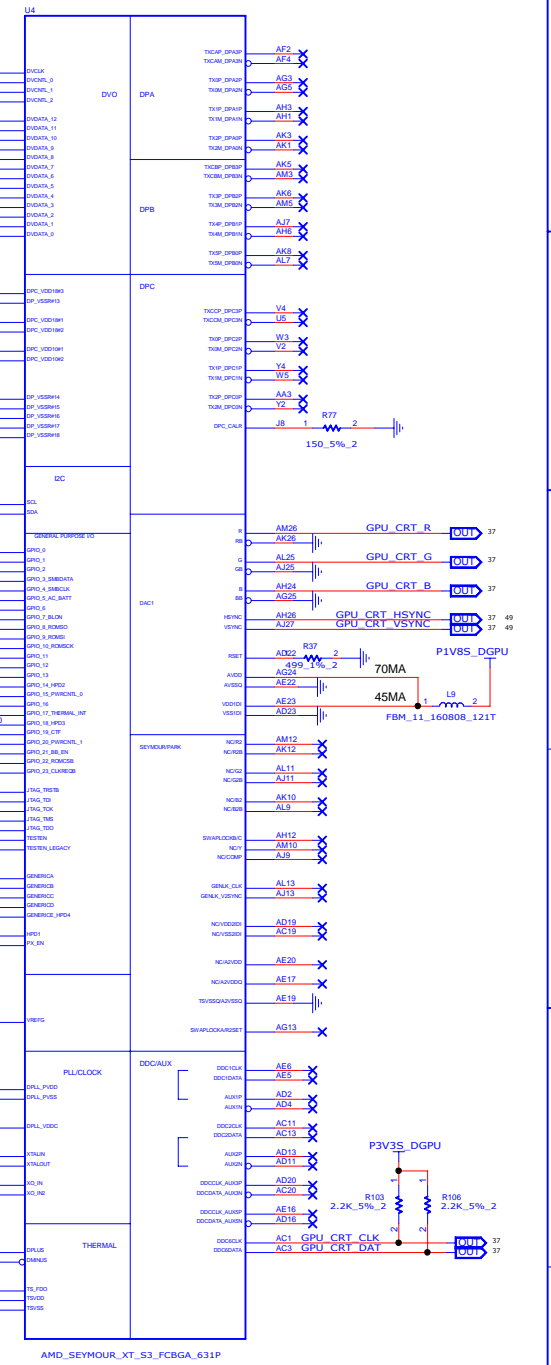
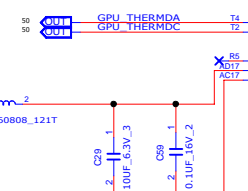
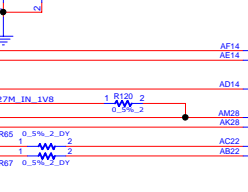
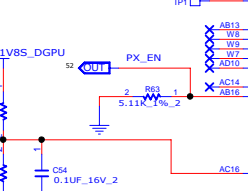
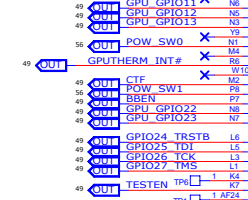
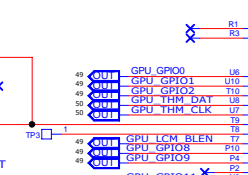
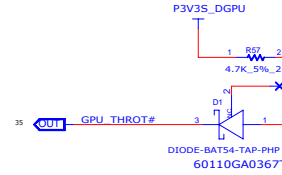
PN : 6019B0818601
PN : 6019B0938301
P/N : APPLY

STRAPS	PIN	DESCRIPTION OF DEFAULT SETTING
TX_PWRS_ENB	GPIO0	PCIE FULL TX OUTPUT SWING
TX_DEEMPH_EN	GPIO1	PCIE TRANSMITTER DE-EMPHASIS ENABLED
BIF_GEN2_EN_A	GPIO2	PCIE GEN2 ENABLED
BIF_DEBUG_ACCESS	GPIO4	DEBUG SIGNALS MUXED OUT
BIF_VGA_DIS	GPIO7_BLON	CONTROL BACKLIGHT ON/OFF
BIF_VGA_DIS	GPIO9	VGA ENABLED
ROMIDCFG(2:0)	GPIO[11:13]	MEMORY APERTURE SIZE SELECT

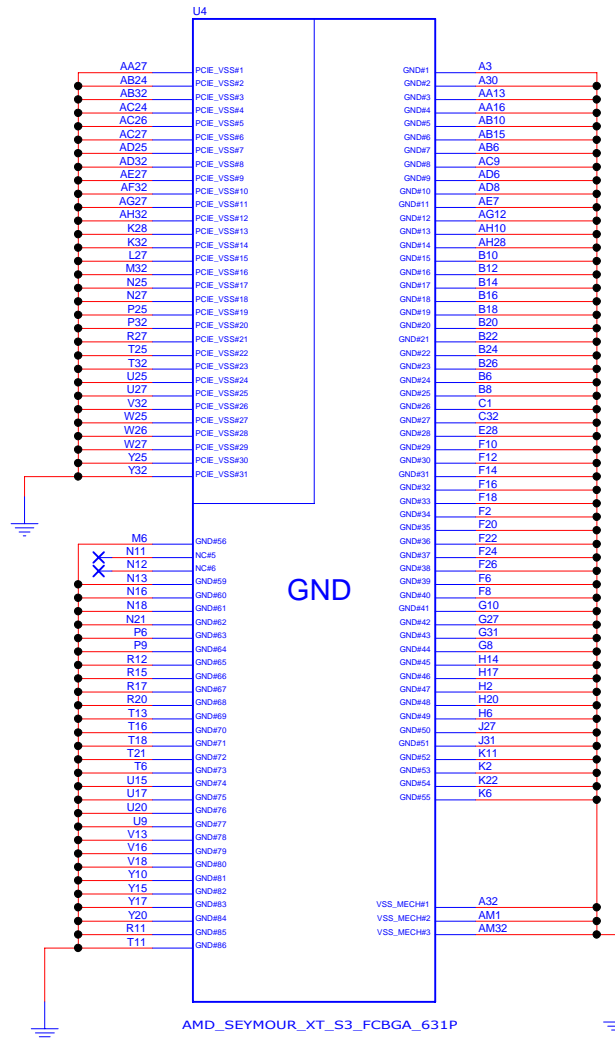
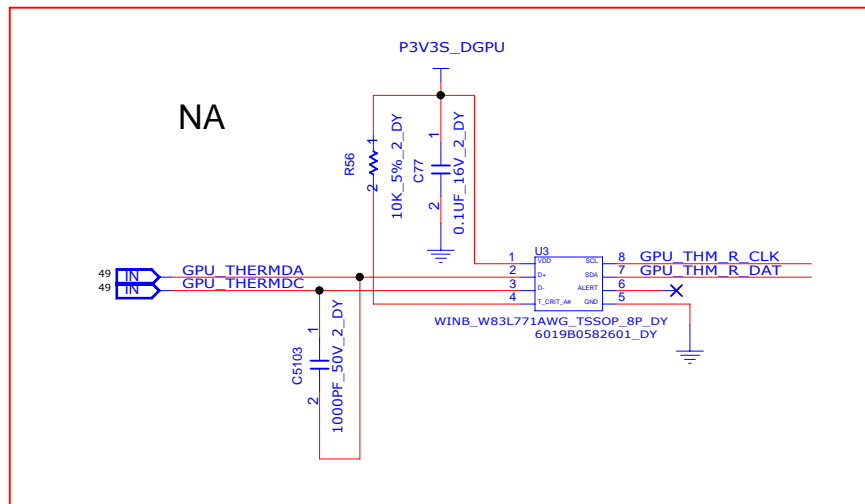
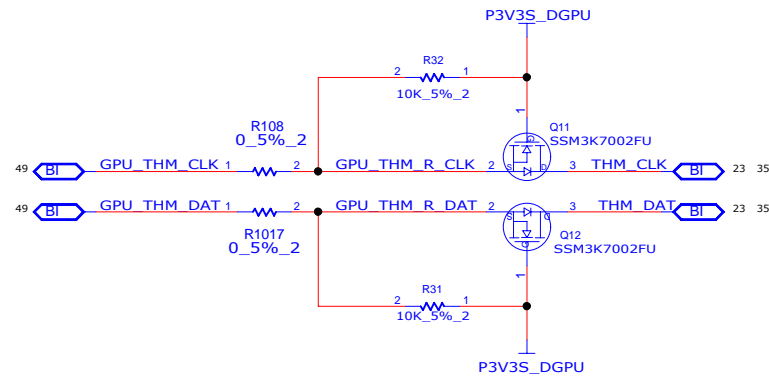
GPIO_13	GPIO_12	GPIO_11	MEMORY APERTURE SIZE
0	0	1	512/256 MB (DEFAULT)
1	1	0	RESERVED



POW_SW1	POW_SW0	+VDDC_GPU
0	0	1.1V
0	1	1V
1	0	0.95V
1	1	0.9V



INVENTEC			
TITLE: MODEL/PROJECT/FUNCTION SEYMOUR XT-S3			
SIZE: C	CODE: 1310DAXXXX-0-0	DOC NUMBER: 49	REV: X01
SHEET: 49		OF: 57	



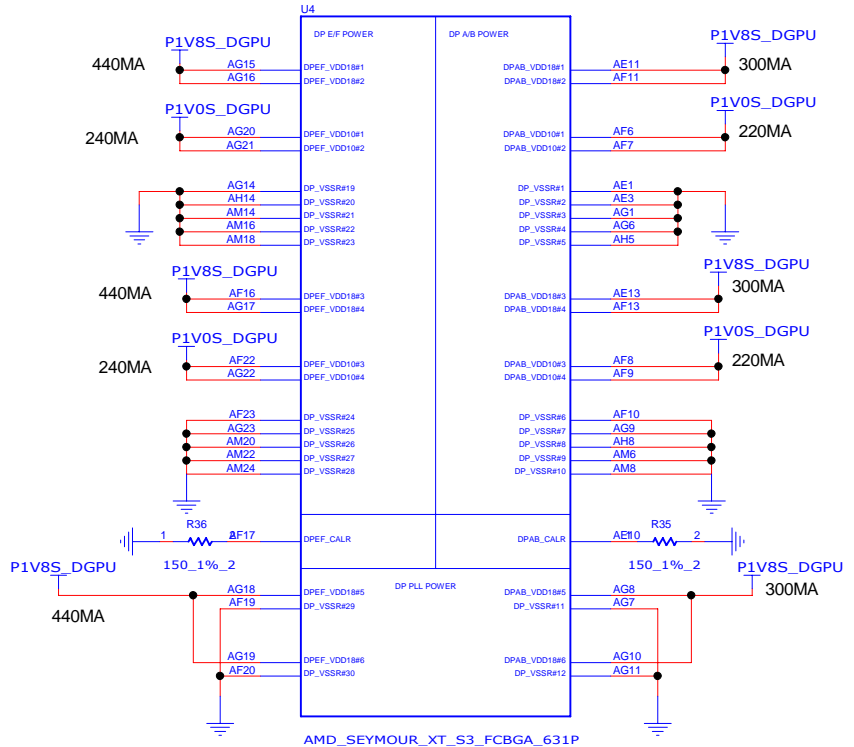
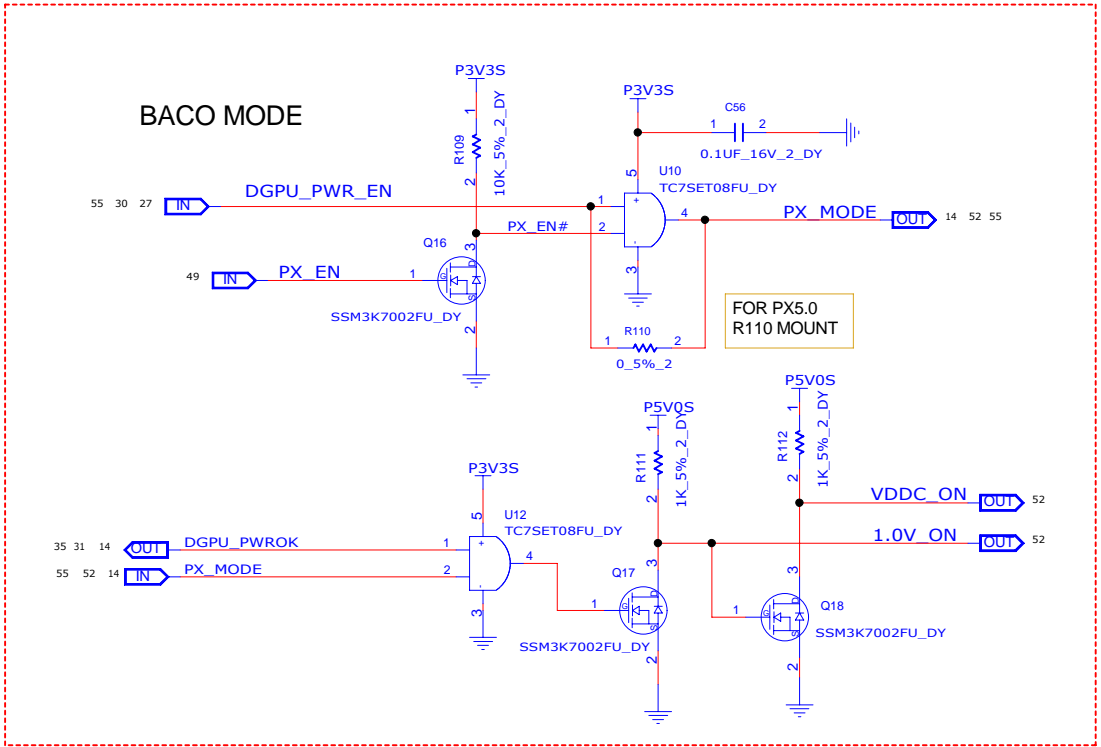
INVENTEC

TITLE
MODEL PROJECT,FUNCTION
SEYMOUR_XT-S3

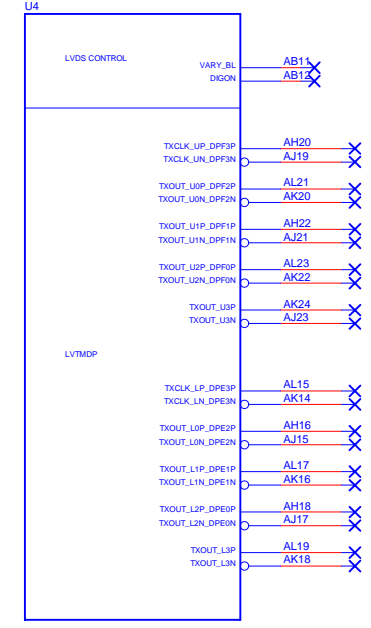
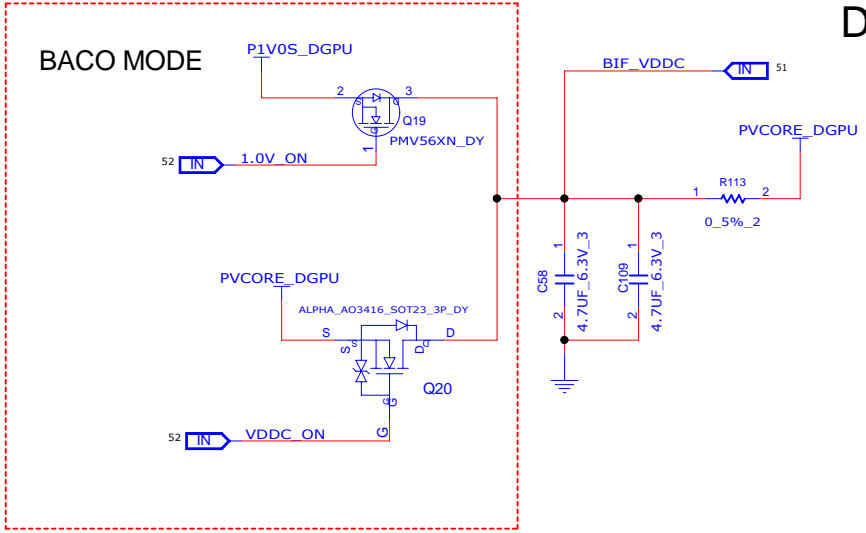
SIZE A3 CODE CS DOC NUMBER 1310xxxxx-0-0 REV X01

CHANGE by XXX DATE 21-OCT-2002

SHEET 50 of 57



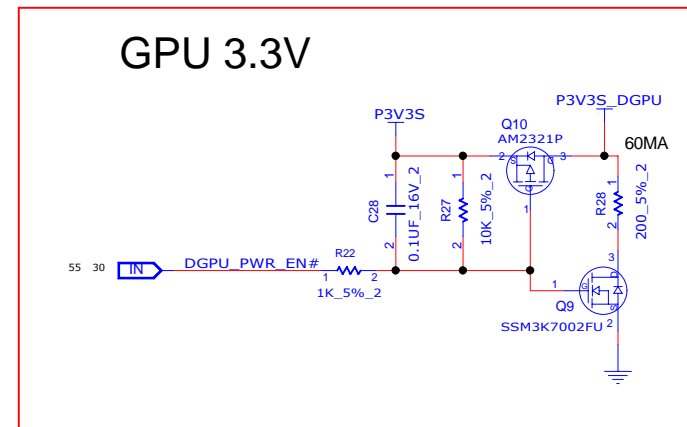
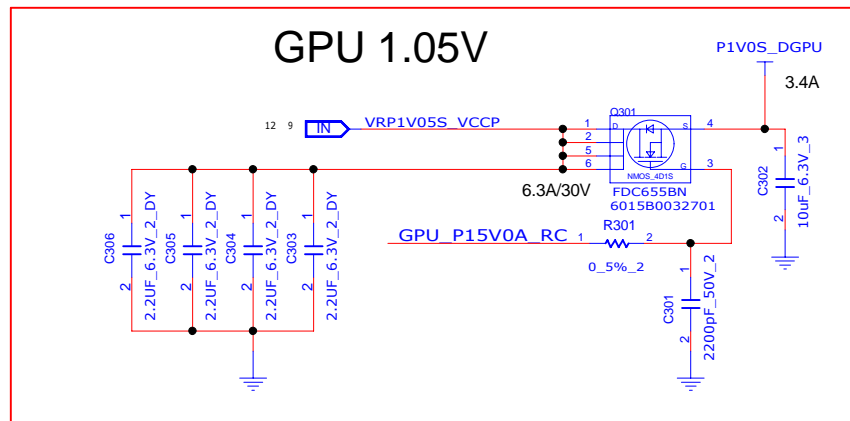
DEFULT IS PX5.0



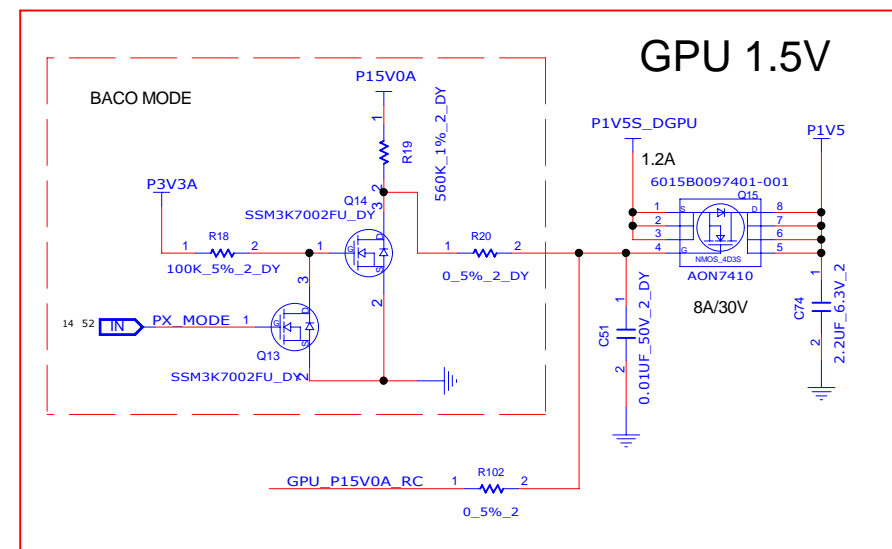
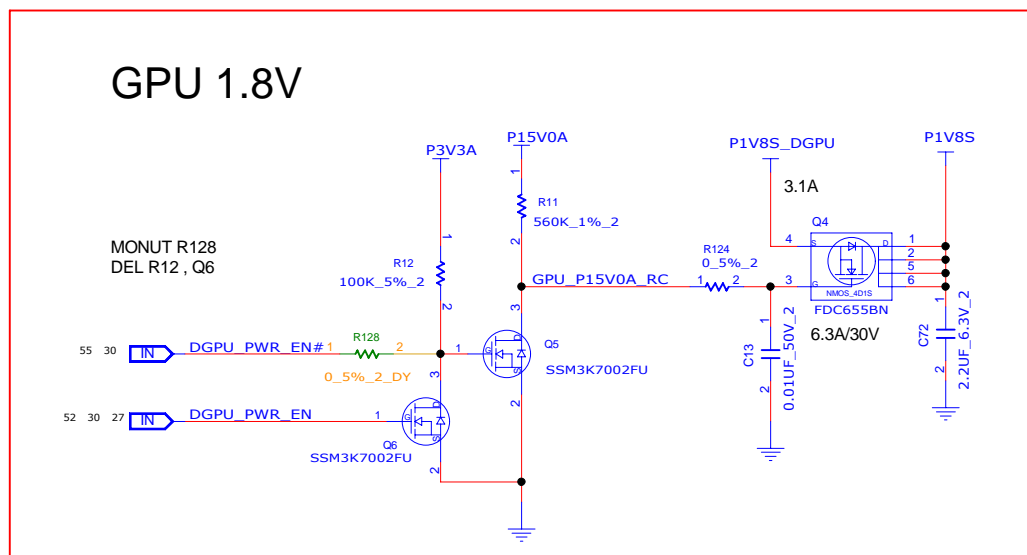
INVENTEC

TITLE			
MODEL PROJECT,FUNCTION			
SEYMOUR XT-S3			
SIZE	CODE	DOC NUMBER	REV
A3	CS	1310xxxxx-0-0	X01

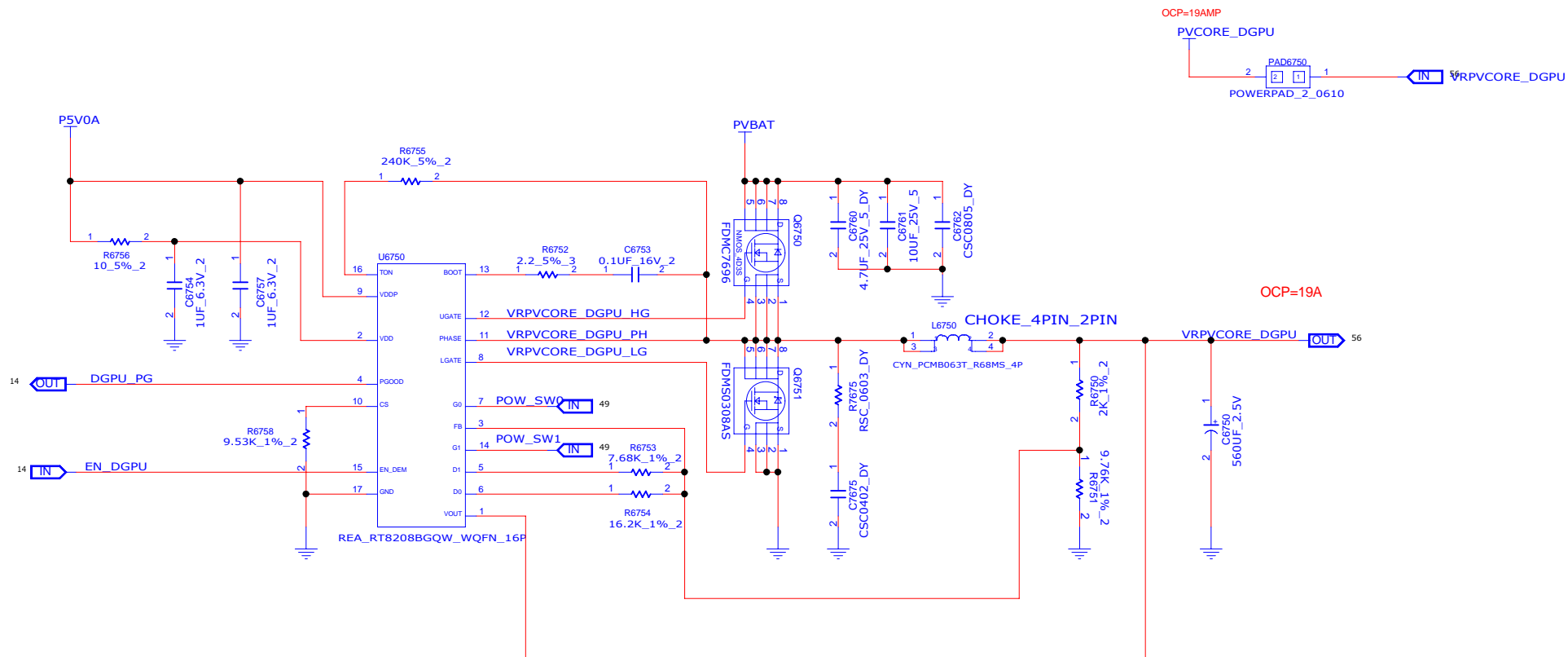
CHANGE by XXX DATE 21-OCT-2002 SHEET 52 of 57



DEFULT IS PX5.0



INVENTEC			
TITLE			
MODEL,PROJECT,FUNCTION			
SIZE A3	CODE CS	DOC NUMBER 1310xxxxx-0-0	REV X01
SHEET 55 of 57			



P.S. R6750(R1)R6751(R2)R6753(R3)R6754(R4)

RT8208A		RT8208B		Output Voltage Equation
G0	G1	G0	G1	
0	0	1	1	$V_{OUT} = \frac{R1+R2}{R2} \times 0.75$
1	0	0	1	$V_{OUT} = \frac{R1+(R2/R3)}{(R2/R3)} \times 0.75$
0	1	1	0	$V_{OUT} = \frac{R1+(R2/R4)}{(R2/R4)} \times 0.75$
1	1	0	0	$V_{OUT} = \frac{R1+(R2/R3/R4)}{(R2/R3/R4)} \times 0.75$

INVENTEC

TITLE MODEL,PROJECT,FUNCTION

DOC NUMBER 1310xxxx-0-0

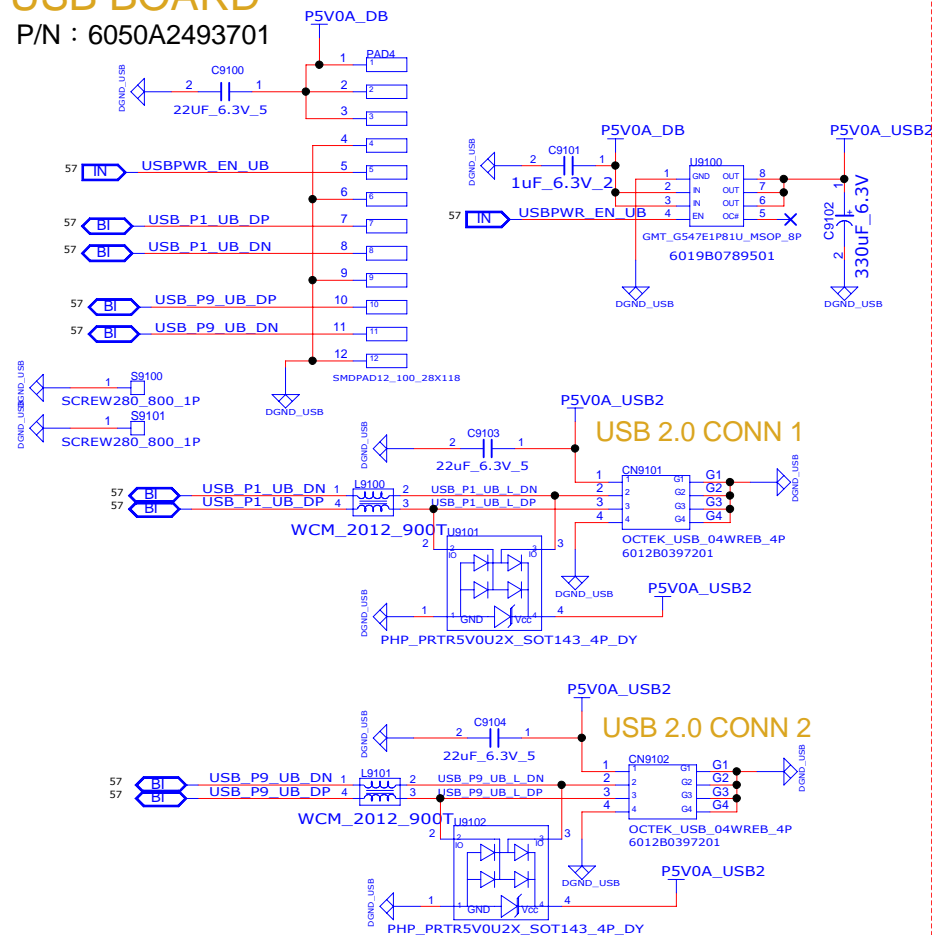
REV X01

SHEET 56 of 57

CHANGE by XXX DATE 21-OCT-2002

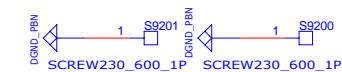
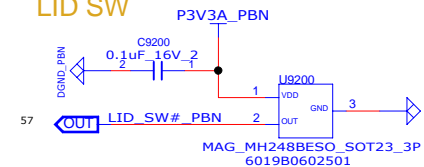
www.vinafix.vn

P/N : 6050A2493701

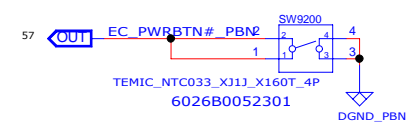


for Dauther Board:

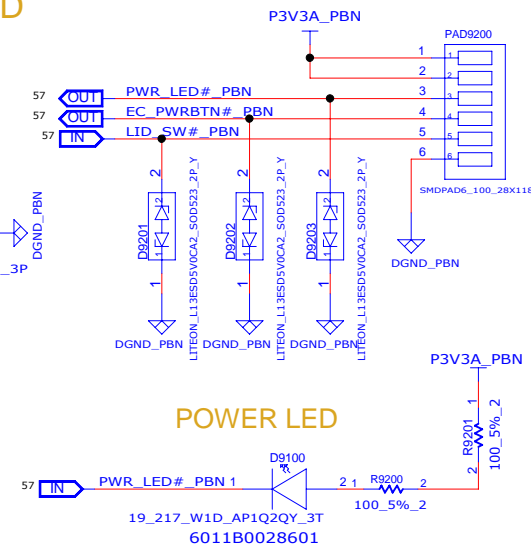
P/N : 6050A2493201



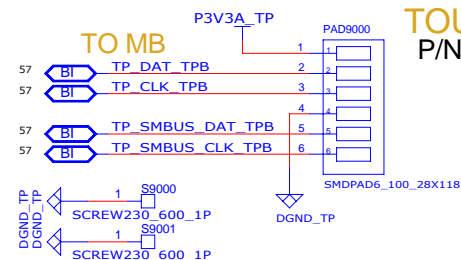
POWER BUTTON



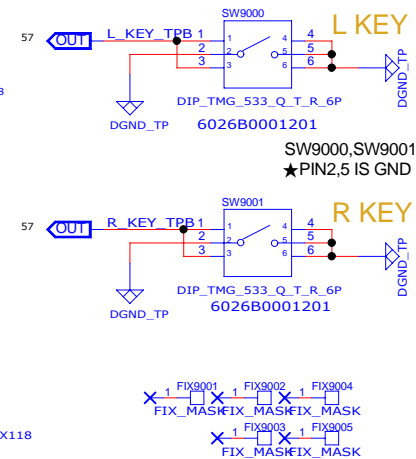
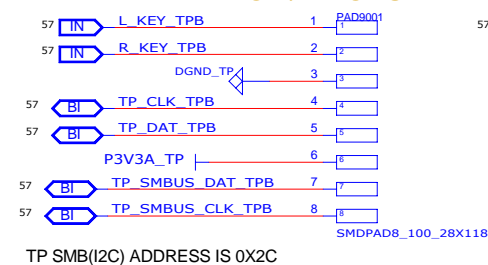
POWER LED



P/N : 6050A2493601



TO T/P MODULE



TP SMB(I2C) ADDRESS IS 0X2C

INVENTEC

TITLE			
MODEL,PROJECT,FUNCTION USB, POWER BUTTON DB			
SIZE A3	CODE CS	DOC.NUMBER 1310xxxxx-0-0	REV X01